

# Fittings, Finishes and Appliances

## 裝置、裝修物料及設備






























### Mechanical and Electrical Provisions Plan

#### 機電裝置平面圖

#### Tower 1A 1/F

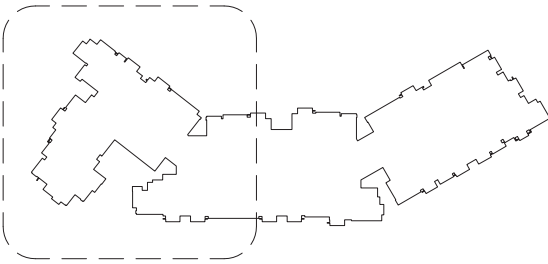
#### 第1A座1樓

Mechanical and Electrical Provisions  
機電裝置說明表

	LIGHTING POINT	燈位
	FLUORESCENT TUBE	光管
	OUTDOOR LIGHTING POINT	室外燈位
	DOOR BELL BUTTON	門鈴按鈕
	DOOR BELL	門鈴
	DOOR PHONE	門口對講機
	TELEPHONE CONNECTION POINT	電話接駁點
	TV / FM CONNECTION POINT	電視 / 收音機天線接駁點
	THREE PHASE MINIATURE CIRCUIT BREAKER BOARD	三相總電掣箱
	SINGLE PHASE MINIATURE CIRCUIT BREAKER BOARD	單相總電掣箱
	TWIN SOCKET OUTLET	雙位電插座
	SINGLE SOCKET OUTLET	單位電插座
	OUTDOOR SINGLE SOCKET OUTLET	室外單位電插座
	LIGHTING SWITCH	燈掣
	EQUIPMENT SWITCH	設備開關
	LIGHTING AND EQUIPMENT SWITCH	燈掣及設備開關
	ELECTRIC WATER HEATER	電熱水爐
	SPLIT TYPE AIR-CONDITIONER	分體式冷氣機
	WASHER / DRYER	洗衣 / 乾衣機
	DRAIN POINT & WATER POINT	去水位和來水位
	GAS METER	煤氣錶
	SMOKE DETECTOR	煙霧感應器
	CONVENTIONAL TYPE SPRINKLER HEAD	傳統型花灑頭
	CONCEALED TYPE SPRINKLER HEAD	暗藏式花灑頭
	CONCEALED TYPE SIDE WALL SPRINKLER HEAD	暗藏式側面花灑頭
	GAS WATER HEATER	煤氣熱水爐
	REMOTE CONTROLLER	煤氣熱水爐溫度控制器
	TOWNGAS CONNECTION POINT	煤氣接駁點
	DEHUMIDIFIER	抽濕機

KEY PLAN  
指示圖

TOWER 1A  
第1A座



Scale  
比例尺 : 0 1 2 3 4 5 6 Metres 米



Note:

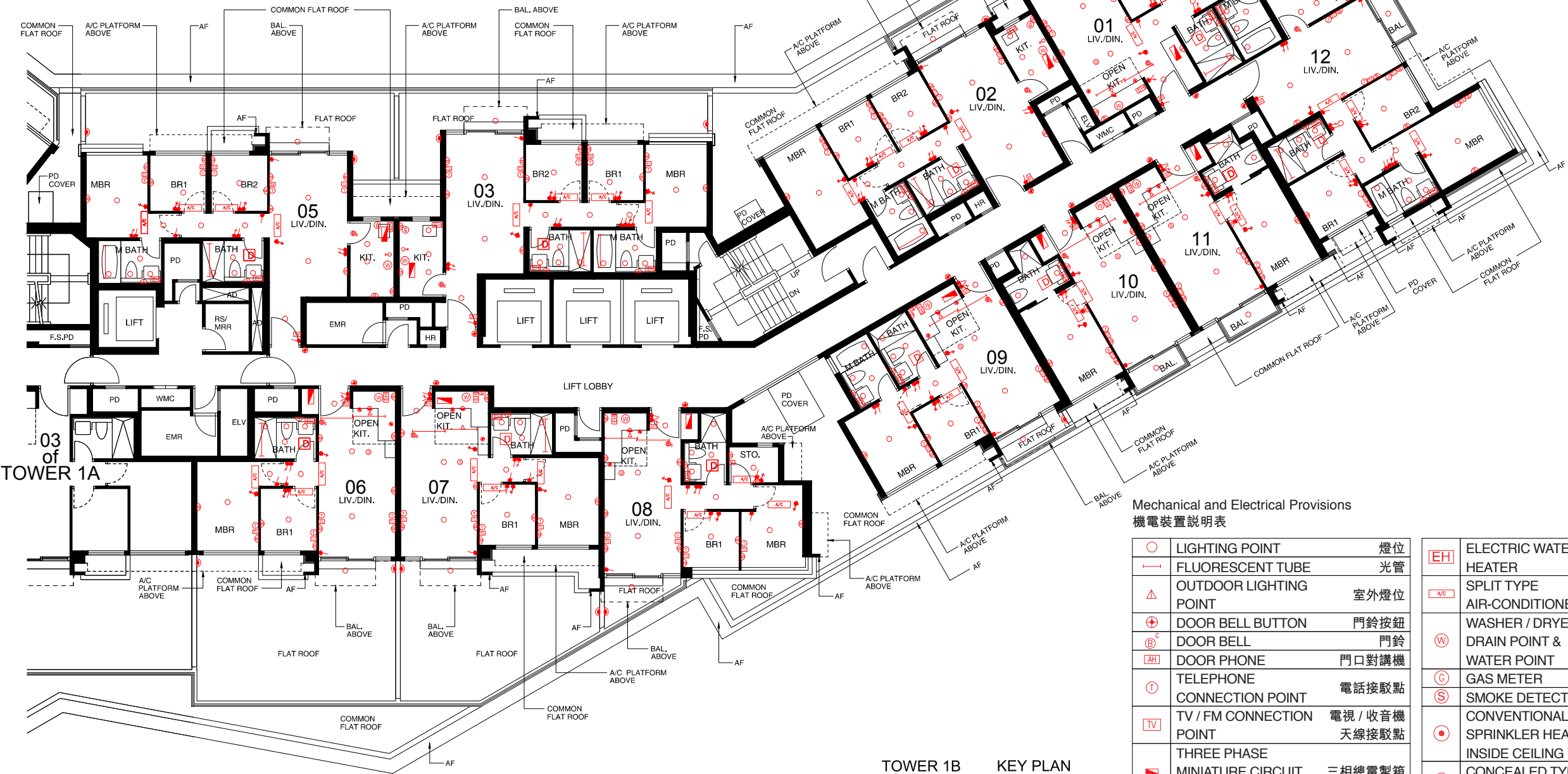
Please refer to page AL47 of this sales brochure for legend of the terms and abbreviations in studying the Mechanical and Electrical Provisions Plan in this section.

備註:

請參閱本售樓說明書第AL47頁之圖例協助解讀此部份的機電裝置平面圖及其顯示之名稱及簡稱。

Mechanical and Electrical Provisions Plan  
機電裝置平面圖

Tower 1B 1/F  
第1B座1樓



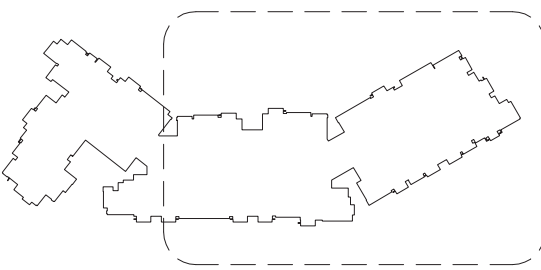
03 of  
TOWER 1A

Mechanical and Electrical Provisions  
機電裝置說明表

○	LIGHTING POINT	燈位
—	FLUORESCENT TUBE	光管
△	OUTDOOR LIGHTING POINT	室外燈位
+	DOOR BELL BUTTON	門鈴按鈕
ⓑ	DOOR BELL	門鈴
Ⓐ	DOOR PHONE	門口對講機
①	TELEPHONE CONNECTION POINT	電話接駁點
TV	TV / FM CONNECTION POINT	電視 / 收音機天線接駁點
⚡	THREE PHASE MINIATURE CIRCUIT BREAKER BOARD	三相總電掣箱
⚡	SINGLE PHASE MINIATURE CIRCUIT BREAKER BOARD	單相總電掣箱
⚡	TWIN SOCKET OUTLET	雙位電插座
⚡	SINGLE SOCKET OUTLET	單位電插座
⚡	OUTDOOR SINGLE SOCKET OUTLET	室外單位電插座
⚡	LIGHTING SWITCH	燈掣
⚡	EQUIPMENT SWITCH	設備開關
⚡	LIGHTING AND EQUIPMENT SWITCH	燈掣及設備開關

EH	ELECTRIC WATER HEATER	電熱水爐
A/C	SPLIT TYPE AIR-CONDITIONER	分體式冷氣機
W	WASHER / DRYER DRAIN POINT & WATER POINT	洗衣 / 乾衣機去水位和來水位
G	GAS METER	煤氣錶
S	SMOKE DETECTOR	煙霧感應器
○	CONVENTIONAL TYPE SPRINKLER HEAD INSIDE CEILING VOID	傳統型花灑頭於天花內
●	CONCEALED TYPE SPRINKLER HEAD	暗藏式花灑頭
△	CONCEALED TYPE SIDE WALL SPRINKLER HEAD	暗藏式側面花灑頭
GH	GAS WATER HEATER	煤氣熱水爐
Ⓜ	GAS WATER HEATER REMOTE CONTROLLER	煤氣熱水爐溫度控制器
Ⓜ	TOWNGAS CONNECTION POINT	煤氣接駁點
D	DEHUMIDIFIER	抽濕機

TOWER 1B  
第1B座 KEY PLAN  
指示圖



Scale  
比例尺 : 0 1 2 3 4 5 6 Metres 米

Note:  
Please refer to page AL47 of this sales brochure for legend of the terms and abbreviations in studying the Mechanical and Electrical Provisions Plan in this section.

備註：  
請參閱本售樓說明書第AL47頁之圖例協助解讀此部份的機電裝置平面圖及其顯示之名稱及簡稱。

# Fittings, Finishes and Appliances

## 裝置、裝修物料及設備

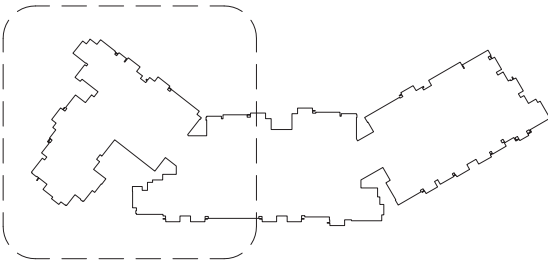
### Mechanical and Electrical Provisions Plan 機電裝置平面圖

Tower 1A 2/F - 3/F, 5/F - 12/F & 15/F - 16/F  
第1A座2樓至3樓、5樓至12樓及15樓至16樓

Mechanical and Electrical Provisions  
機電裝置說明表

○	LIGHTING POINT	燈位
—	FLUORESCENT TUBE	光管
△	OUTDOOR LIGHTING POINT	室外燈位
⊕	DOOR BELL BUTTON	門鈴按鈕
ⓑ	DOOR BELL	門鈴
ⓐH	DOOR PHONE	門口對講機
①	TELEPHONE CONNECTION POINT	電話接駁點
TV	TV / FM CONNECTION POINT	電視 / 收音機天線接駁點
THREE PHASE	MINIATURE CIRCUIT BREAKER BOARD	三相總電掣箱
SINGLE PHASE	MINIATURE CIRCUIT BREAKER BOARD	單相總電掣箱
TWIN SOCKET OUTLET		雙位電插座
SINGLE SOCKET OUTLET		單位電插座
OUTDOOR SINGLE SOCKET OUTLET		室外單位電插座
LIGHTING SWITCH		燈掣
EQUIPMENT SWITCH		設備開關
LIGHTING AND EQUIPMENT SWITCH		燈掣及設備開關
EH	ELECTRIC WATER HEATER	電熱水爐
A/C	SPLIT TYPE AIR-CONDITIONER	分體式冷氣機
W	WASHER / DRYER DRAIN POINT & WATER POINT	洗衣 / 乾衣機去水位和來水位
G	GAS METER	煤氣錶
S	SMOKE DETECTOR	煙霧感應器
CONVENTIONAL TYPE SPRINKLER HEAD INSIDE CEILING VOID		傳統型花灑頭於天花內
CONCEALED TYPE SPRINKLER HEAD		暗藏式花灑頭
CONCEALED TYPE SIDE WALL SPRINKLER HEAD		暗藏式側面花灑頭
GH	GAS WATER HEATER	煤氣熱水爐
REMOTE CONTROLLER		煤氣熱水爐溫度控制器
TOWNGAS CONNECTION POINT		煤氣接駁點
D	DEHUMIDIFIER	抽濕機

KEY PLAN TOWER 1A  
指示圖 第1A座



Scale 0 1 2 3 4 5 6 Metres 米  
比例尺：



Note:  
Please refer to page AL47 of this sales brochure for legend of the terms and abbreviations in studying the Mechanical and Electrical Provisions Plan in this section.

備註：  
請參閱本售樓說明書第AL47頁之圖例協助解讀此部份的機電裝置平面圖及其顯示之名稱及簡稱。



Mechanical and Electrical Provisions Plan  
機電裝置平面圖

Tower 1B 2/F - 3/F, 5/F - 12/F & 15/F - 16/F  
第1B座2樓至3樓、5樓至12樓及15樓至16樓

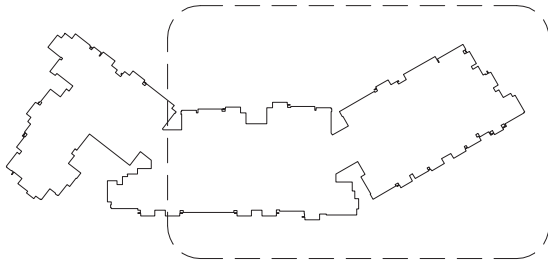


Mechanical and Electrical Provisions  
機電裝置說明表

○	LIGHTING POINT	燈位
—	FLUORESCENT TUBE	光管
△	OUTDOOR LIGHTING POINT	室外燈位
+	DOOR BELL BUTTON	門鈴按鈕
ⓑ	DOOR BELL	門鈴
ⓐ	DOOR PHONE	門口對講機
①	TELEPHONE CONNECTION POINT	電話接駁點
TV	TV / FM CONNECTION POINT	電視 / 收音機天線接駁點
⚡	THREE PHASE MINIATURE CIRCUIT BREAKER BOARD	三相總電掣箱
⚡	SINGLE PHASE MINIATURE CIRCUIT BREAKER BOARD	單相總電掣箱
⚡	TWIN SOCKET OUTLET	雙位電插座
⚡	SINGLE SOCKET OUTLET	單位電插座
⚡	OUTDOOR SINGLE SOCKET OUTLET	室外單位電插座
⚡	LIGHTING SWITCH	燈掣
⚡	EQUIPMENT SWITCH	設備開關
⚡	LIGHTING AND EQUIPMENT SWITCH	燈掣及設備開關

EH	ELECTRIC WATER HEATER	電熱水爐
A/C	SPLIT TYPE AIR-CONDITIONER	分體式冷氣機
W	WASHER / DRYER DRAIN POINT & WATER POINT	洗衣 / 乾衣機去水位和來水位
G	GAS METER	煤氣錶
S	SMOKE DETECTOR	煙霧感應器
○	CONVENTIONAL TYPE SPRINKLER HEAD INSIDE CEILING VOID	傳統型花灑頭於天花內
●	CONCEALED TYPE SPRINKLER HEAD	暗藏式花灑頭
△	CONCEALED TYPE SIDE WALL SPRINKLER HEAD	暗藏式側面花灑頭
GH	GAS WATER HEATER	煤氣熱水爐
GH	GAS WATER HEATER REMOTE CONTROLLER	煤氣熱水爐溫度控制器
ⓐ	TOWNGAS CONNECTION POINT	煤氣接駁點
D	DEHUMIDIFIER	抽濕機

TOWER 1B  
第1B座 KEY PLAN  
指示圖



Scale  
比例尺 : 0 1 2 3 4 5 6 Metres 米

Note:

Please refer to page AL47 of this sales brochure for legend of the terms and abbreviations in studying the Mechanical and Electrical Provisions Plan in this section.

備註:

請參閱本售樓說明書第AL47頁之圖例協助解讀此部份的機電裝置平面圖及其顯示之名稱及簡稱。



# Fittings, Finishes and Appliances

## 裝置、裝修物料及設備






























### Mechanical and Electrical Provisions Plan

#### 機電裝置平面圖

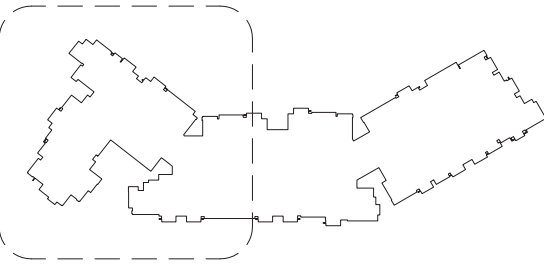
#### Tower 1A 17/F

#### 第1A座17樓

Mechanical and Electrical Provisions  
機電裝置說明表

	LIGHTING POINT	燈位
	FLUORESCENT TUBE	光管
	OUTDOOR LIGHTING POINT	室外燈位
	DOOR BELL BUTTON	門鈴按鈕
	DOOR BELL	門鈴
	DOOR PHONE	門口對講機
	TELEPHONE CONNECTION POINT	電話接駁點
	TV / FM CONNECTION POINT	電視 / 收音機天線接駁點
	THREE PHASE MINIATURE CIRCUIT BREAKER BOARD	三相總電掣箱
	SINGLE PHASE MINIATURE CIRCUIT BREAKER BOARD	單相總電掣箱
	TWIN SOCKET OUTLET	雙位電插座
	SINGLE SOCKET OUTLET	單位電插座
	OUTDOOR SINGLE SOCKET OUTLET	室外單位電插座
	LIGHTING SWITCH	燈掣
	EQUIPMENT SWITCH	設備開關
	LIGHTING AND EQUIPMENT SWITCH	燈掣及設備開關
	ELECTRIC WATER HEATER	電熱水爐
	SPLIT TYPE AIR-CONDITIONER	分體式冷氣機
	WASHER / DRYER	洗衣 / 乾衣機
	DRAIN POINT & WATER POINT	去水位和來水位
	GAS METER	煤氣錶
	SMOKE DETECTOR	煙霧感應器
	CONVENTIONAL TYPE SPRINKLER HEAD	傳統型花灑頭
	CONCEALED TYPE SPRINKLER HEAD	暗藏式花灑頭
	CONCEALED TYPE SIDE WALL SPRINKLER HEAD	暗藏式側面花灑頭
	GAS WATER HEATER	煤氣熱水爐
	GAS WATER HEATER REMOTE CONTROLLER	煤氣熱水爐溫度控制器
	TOWNGAS CONNECTION POINT	煤氣接駁點
	DEHUMIDIFIER	抽濕機

KEY PLAN TOWER 1A  
指示圖 第1A座



Scale 0 1 2 3 4 5 6 Metres 米  
比例尺：



#### Note:

Please refer to page AL47 of this sales brochure for legend of the terms and abbreviations in studying the Mechanical and Electrical Provisions Plan in this section.

#### 備註：

請參閱本售樓說明書第AL47頁之圖例協助解讀此部份的機電裝置平面圖及其顯示之名稱及簡稱。

Mechanical and Electrical Provisions Plan  
機電裝置平面圖

Tower 1B 17/F  
第1B座17樓



03 of  
TOWER 1A

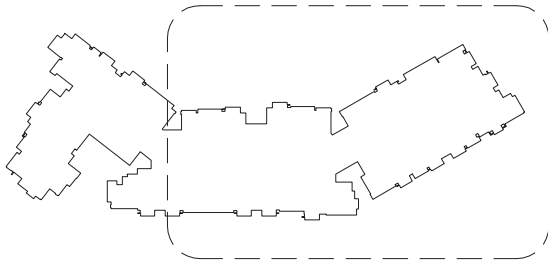
Mechanical and Electrical Provisions  
機電裝置說明表

○	LIGHTING POINT	燈位
—	FLUORESCENT TUBE	光管
△	OUTDOOR LIGHTING POINT	室外燈位
⊕	DOOR BELL BUTTON	門鈴按鈕
ⓑ	DOOR BELL	門鈴
ⓐ	DOOR PHONE	門口對講機
①	TELEPHONE CONNECTION POINT	電話接駁點
TV	TV / FM CONNECTION POINT	電視 / 收音機天線接駁點
⚡	THREE PHASE MINIATURE CIRCUIT BREAKER BOARD	三相總電掣箱
⚡	SINGLE PHASE MINIATURE CIRCUIT BREAKER BOARD	單相總電掣箱
⚡	TWIN SOCKET OUTLET	雙位電插座
⚡	SINGLE SOCKET OUTLET	單位電插座
⚡	OUTDOOR SINGLE SOCKET OUTLET	室外單位電插座
⚡	LIGHTING SWITCH	燈掣
⚡	EQUIPMENT SWITCH	設備開關
⚡	LIGHTING AND EQUIPMENT SWITCH	燈掣及設備開關

EH	ELECTRIC WATER HEATER	電熱水爐
A/C	SPLIT TYPE AIR-CONDITIONER	分體式冷氣機
W	WASHER / DRYER	洗衣 / 乾衣機
W	DRAIN POINT & WATER POINT	去水位和來水位
G	GAS METER	煤氣錶
S	SMOKE DETECTOR	煙霧感應器
○	CONVENTIONAL TYPE SPRINKLER HEAD	傳統型花灑頭
○	INSIDE CEILING VOID	於天花內
○	CONCEALED TYPE SPRINKLER HEAD	暗藏式花灑頭
△	CONCEALED TYPE SIDE WALL SPRINKLER HEAD	暗藏式側面花灑頭
GH	GAS WATER HEATER	煤氣熱水爐
GH	GAS WATER HEATER REMOTE CONTROLLER	煤氣熱水爐溫度控制器
GH	TOWNGAS CONNECTION POINT	煤氣接駁點
D	DEHUMIDIFIER	抽濕機

TOWER 1B  
第1B座

KEY PLAN  
指示圖



Scale  
比例尺 : 0 1 2 3 4 5 6 Metres 米

Note:

Please refer to page AL47 of this sales brochure for legend of the terms and abbreviations in studying the Mechanical and Electrical Provisions Plan in this section.

備註:

請參閱本售樓說明書第AL47頁之圖例協助解讀此部份的機電裝置平面圖及其顯示之名稱及簡稱。

# Fittings, Finishes and Appliances

## 裝置、裝修物料及設備






























### Mechanical and Electrical Provisions Plan

#### 機電裝置平面圖

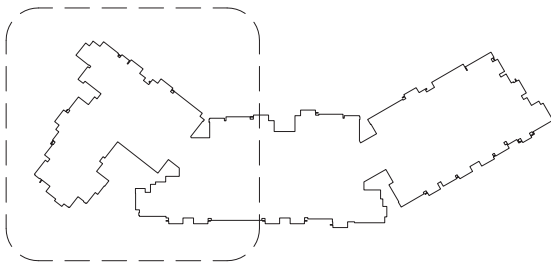
#### Tower 1A 18/F - 21/F

#### 第1A座18樓至21樓

Mechanical and Electrical Provisions  
機電裝置說明表

	LIGHTING POINT	燈位
	FLUORESCENT TUBE	光管
	OUTDOOR LIGHTING POINT	室外燈位
	DOOR BELL BUTTON	門鈴按鈕
	DOOR BELL	門鈴
	DOOR PHONE	門口對講機
	TELEPHONE CONNECTION POINT	電話接駁點
	TV / FM CONNECTION POINT	電視 / 收音機天線接駁點
	THREE PHASE MINIATURE CIRCUIT BREAKER BOARD	三相總電掣箱
	SINGLE PHASE MINIATURE CIRCUIT BREAKER BOARD	單相總電掣箱
	TWIN SOCKET OUTLET	雙位電插座
	SINGLE SOCKET OUTLET	單位電插座
	OUTDOOR SINGLE SOCKET OUTLET	室外單位電插座
	LIGHTING SWITCH	燈掣
	EQUIPMENT SWITCH	設備開關
	LIGHTING AND EQUIPMENT SWITCH	燈掣及設備開關
	ELECTRIC WATER HEATER	電熱水爐
	SPLIT TYPE AIR-CONDITIONER	分體式冷氣機
	WASHER / DRYER	洗衣 / 乾衣機
	DRAIN POINT & WATER POINT	去水位和來水位
	GAS METER	煤氣錶
	SMOKE DETECTOR	煙霧感應器
	CONVENTIONAL TYPE SPRINKLER HEAD	傳統型花灑頭
	CONCEALED TYPE SPRINKLER HEAD	暗藏式花灑頭
	CONCEALED TYPE SIDE WALL SPRINKLER HEAD	暗藏式側面花灑頭
	GAS WATER HEATER	煤氣熱水爐
	REMOTE CONTROLLER	煤氣熱水爐溫度控制器
	TOWNGAS CONNECTION POINT	煤氣接駁點
	DEHUMIDIFIER	抽濕機

KEY PLAN TOWER 1A  
指示圖 第1A座



Scale 0 1 2 3 4 5 6 Metres 米  
比例尺 :



Note:

Please refer to page AL47 of this sales brochure for legend of the terms and abbreviations in studying the Mechanical and Electrical Provisions Plan in this section.

備註:

請參閱本售樓說明書第AL47頁之圖例協助解讀此部份的機電裝置平面圖及其顯示之名稱及簡稱。



Mechanical and Electrical Provisions Plan  
機電裝置平面圖

Tower 1B 18/F - 21/F  
第1B座18樓至21樓



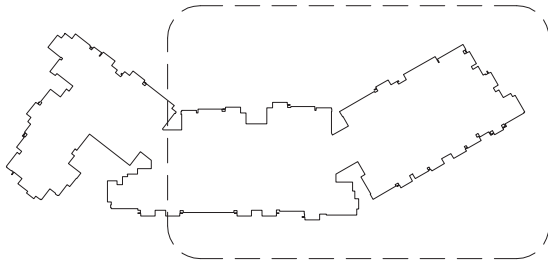
Mechanical and Electrical Provisions  
機電裝置說明表

○	LIGHTING POINT	燈位
—	FLUORESCENT TUBE	光管
△	OUTDOOR LIGHTING POINT	室外燈位
⊕	DOOR BELL BUTTON	門鈴按鈕
Ⓢ	DOOR BELL	門鈴
Ⓢ	DOOR PHONE	門口對講機
①	TELEPHONE CONNECTION POINT	電話接駁點
TV	TV / FM CONNECTION POINT	電視 / 收音機天線接駁點
⚡	THREE PHASE MINIATURE CIRCUIT BREAKER BOARD	三相總電掣箱
⚡	SINGLE PHASE MINIATURE CIRCUIT BREAKER BOARD	單相總電掣箱
⚡	TWIN SOCKET OUTLET	雙位電插座
⚡	SINGLE SOCKET OUTLET	單位電插座
⚡	OUTDOOR SINGLE SOCKET OUTLET	室外單位電插座
⚡	LIGHTING SWITCH	燈掣
⚡	EQUIPMENT SWITCH	設備開關
⚡	LIGHTING AND EQUIPMENT SWITCH	燈掣及設備開關

EH	ELECTRIC WATER HEATER	電熱水爐
A/C	SPLIT TYPE AIR-CONDITIONER	分體式冷氣機
W	WASHER / DRYER DRAIN POINT & WATER POINT	洗衣 / 乾衣機去水位和來水位
G	GAS METER	煤氣錶
S	SMOKE DETECTOR	煙霧感應器
○	CONVENTIONAL TYPE SPRINKLER HEAD INSIDE CEILING VOID	傳統型花灑頭於天花內
●	CONCEALED TYPE SPRINKLER HEAD	暗藏式花灑頭
△	CONCEALED TYPE SIDE WALL SPRINKLER HEAD	暗藏式側面花灑頭
GH	GAS WATER HEATER	煤氣熱水爐
Ⓢ	GAS WATER HEATER REMOTE CONTROLLER	煤氣熱水爐溫度控制器
Ⓢ	TOWNGAS CONNECTION POINT	煤氣接駁點
D	DEHUMIDIFIER	抽濕機

TOWER 1B  
第1B座

KEY PLAN  
指示圖



Scale  
比例尺 : 0 1 2 3 4 5 6 Metres 米

Note:  
Please refer to page AL47 of this sales brochure for legend of the terms and abbreviations in studying the Mechanical and Electrical Provisions Plan in this section.

備註：  
請參閱本售樓說明書第AL47頁之圖例協助解讀此部份的機電裝置平面圖及其顯示之名稱及簡稱。

# Fittings, Finishes and Appliances

## 裝置、裝修物料及設備

### Mechanical and Electrical Provisions Plan






























#### 機電裝置平面圖

### Tower 1A 22/F - 23/F & 25/F - 29/F

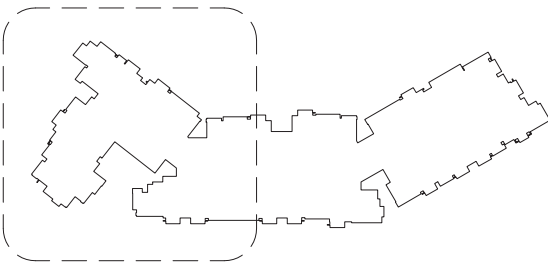
#### 第1A座22樓至23樓及25樓至29樓

#### Mechanical and Electrical Provisions

##### 機電裝置說明表

	LIGHTING POINT	燈位
	FLUORESCENT TUBE	光管
	OUTDOOR LIGHTING POINT	室外燈位
	DOOR BELL BUTTON	門鈴按鈕
	DOOR BELL	門鈴
	DOOR PHONE	門口對講機
	TELEPHONE CONNECTION POINT	電話接駁點
	TV / FM CONNECTION POINT	電視 / 收音機天線接駁點
	THREE PHASE MINIATURE CIRCUIT BREAKER BOARD	三相總電掣箱
	SINGLE PHASE MINIATURE CIRCUIT BREAKER BOARD	單相總電掣箱
	TWIN SOCKET OUTLET	雙位電插座
	SINGLE SOCKET OUTLET	單位電插座
	OUTDOOR SINGLE SOCKET OUTLET	室外單位電插座
	LIGHTING SWITCH	燈掣
	EQUIPMENT SWITCH	設備開關
	LIGHTING AND EQUIPMENT SWITCH	燈掣及設備開關
	ELECTRIC WATER HEATER	電熱水爐
	SPLIT TYPE AIR-CONDITIONER	分體式冷氣機
	WASHER / DRYER	洗衣 / 乾衣機
	DRAIN POINT & WATER POINT	去水位和來水位
	GAS METER	煤氣錶
	SMOKE DETECTOR	煙霧感應器
	CONVENTIONAL TYPE SPRINKLER HEAD	傳統型花灑頭
	CONCEALED TYPE SPRINKLER HEAD	暗藏式花灑頭
	CONCEALED TYPE SIDE WALL SPRINKLER HEAD	暗藏式側面花灑頭
	GAS WATER HEATER	煤氣熱水爐
	REMOTE CONTROLLER	煤氣熱水爐溫度控制器
	TOWNGAS CONNECTION POINT	煤氣接駁點
	DEHUMIDIFIER	抽濕機

KEY PLAN TOWER 1A  
指示圖 第1A座



Scale 0 1 2 3 4 5 6 Metres 米  
比例尺：



Note:

Please refer to page AL47 of this sales brochure for legend of the terms and abbreviations in studying the Mechanical and Electrical Provisions Plan in this section.

備註：

請參閱本售樓說明書第AL47頁之圖例協助解讀此部份的機電裝置平面圖及其顯示之名稱及簡稱。

Mechanical and Electrical Provisions Plan  
機電裝置平面圖

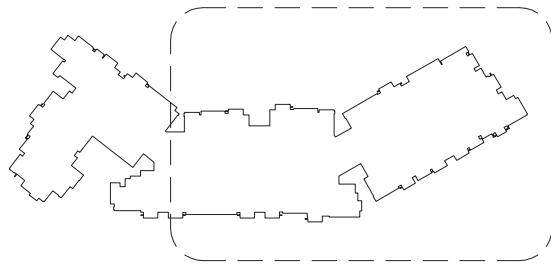
Tower 1B 22/F - 23/F & 25/F - 29/F  
第1B座22樓至23樓及25樓至29樓



03 of  
TOWER 1A

TOWER 1B  
第1B座

KEY PLAN  
指示圖



Scale  
比例尺 : 0 1 2 3 4 5 6 Metres 米

Mechanical and Electrical Provisions  
機電裝置說明表

○	LIGHTING POINT	燈位
—	FLUORESCENT TUBE	光管
△	OUTDOOR LIGHTING POINT	室外燈位
+	DOOR BELL BUTTON	門鈴按鈕
ⓑ	DOOR BELL	門鈴
ⓐ	DOOR PHONE	門口對講機
①	TELEPHONE CONNECTION POINT	電話接駁點
TV	TV / FM CONNECTION POINT	電視 / 收音機天線接駁點
⚡	THREE PHASE MINIATURE CIRCUIT BREAKER BOARD	三相總電掣箱
⚡	SINGLE PHASE MINIATURE CIRCUIT BREAKER BOARD	單相總電掣箱
⚡	TWIN SOCKET OUTLET	雙位電插座
⚡	SINGLE SOCKET OUTLET	單位電插座
⚡	OUTDOOR SINGLE SOCKET OUTLET	室外單位電插座
⚡	LIGHTING SWITCH	燈掣
⚡	EQUIPMENT SWITCH	設備開關
⚡	LIGHTING AND EQUIPMENT SWITCH	燈掣及設備開關

EH	ELECTRIC WATER HEATER	電熱水爐
A/C	SPLIT TYPE AIR-CONDITIONER	分體式冷氣機
W	WASHER / DRYER	洗衣 / 乾衣機
ⓐ	DRAIN POINT & WATER POINT	去水位和來水位
G	GAS METER	煤氣錶
S	SMOKE DETECTOR	煙霧感應器
○	CONVENTIONAL TYPE SPRINKLER HEAD	傳統型花灑頭
○	INSIDE CEILING VOID	於天花內
○	CONCEALED TYPE SPRINKLER HEAD	暗藏式花灑頭
△	CONCEALED TYPE SIDE WALL SPRINKLER HEAD	暗藏式側面花灑頭
GH	GAS WATER HEATER	煤氣熱水爐
GH	GAS WATER HEATER REMOTE CONTROLLER	煤氣熱水爐溫度控制器
ⓐ	TOWNGAS CONNECTION POINT	煤氣接駁點
D	DEHUMIDIFIER	抽濕機

Note:

Please refer to page AL47 of this sales brochure for legend of the terms and abbreviations in studying the Mechanical and Electrical Provisions Plan in this section.

備註：

請參閱本售樓說明書第AL47頁之圖例協助解讀此部份的機電裝置平面圖及其顯示之名稱及簡稱。



# Fittings, Finishes and Appliances

## 裝置、裝修物料及設備






























### Mechanical and Electrical Provisions Plan

#### 機電裝置平面圖

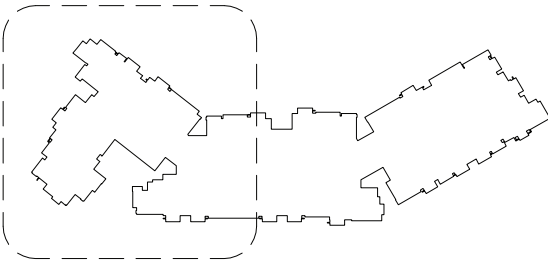
#### Tower 1A 30/F

#### 第1A座30樓

Mechanical and Electrical Provisions  
機電裝置說明表

	LIGHTING POINT	燈位
	FLUORESCENT TUBE	光管
	OUTDOOR LIGHTING POINT	室外燈位
	DOOR BELL BUTTON	門鈴按鈕
	DOOR BELL	門鈴
	DOOR PHONE	門口對講機
	TELEPHONE CONNECTION POINT	電話接駁點
	TV / FM CONNECTION POINT	電視 / 收音機天線接駁點
	THREE PHASE MINIATURE CIRCUIT BREAKER BOARD	三相總電掣箱
	SINGLE PHASE MINIATURE CIRCUIT BREAKER BOARD	單相總電掣箱
	TWIN SOCKET OUTLET	雙位電插座
	SINGLE SOCKET OUTLET	單位電插座
	OUTDOOR SINGLE SOCKET OUTLET	室外單位電插座
	LIGHTING SWITCH	燈掣
	EQUIPMENT SWITCH	設備開關
	LIGHTING AND EQUIPMENT SWITCH	燈掣及設備開關
	ELECTRIC WATER HEATER	電熱水爐
	SPLIT TYPE AIR-CONDITIONER	分體式冷氣機
	WASHER / DRYER	洗衣 / 乾衣機
	DRAIN POINT & WATER POINT	去水位和來水位
	GAS METER	煤氣錶
	SMOKE DETECTOR	煙霧感應器
	CONVENTIONAL TYPE SPRINKLER HEAD	傳統型花灑頭
	CONCEALED TYPE SPRINKLER HEAD	暗藏式花灑頭
	CONCEALED TYPE SIDE WALL SPRINKLER HEAD	暗藏式側面花灑頭
	GAS WATER HEATER	煤氣熱水爐
	REMOTE CONTROLLER	煤氣熱水爐溫度控制器
	TOWNGAS CONNECTION POINT	煤氣接駁點
	DEHUMIDIFIER	抽濕機

KEY PLAN TOWER 1A  
指示圖 第1A座



Scale 0 1 2 3 4 5 6 Metres 米  
比例尺 :



Note:  
Please refer to page AL47 of this sales brochure for legend of the terms and abbreviations in studying the Mechanical and Electrical Provisions Plan in this section.

備註：  
請參閱本售樓說明書第AL47頁之圖例協助解讀此部份的機電裝置平面圖及其顯示之名稱及簡稱。

Mechanical and Electrical Provisions Plan  
機電裝置平面圖

Tower 1B 30/F  
第1B座30樓



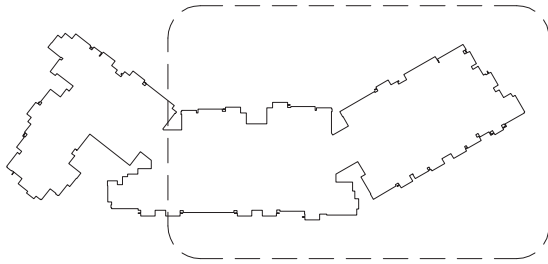
Mechanical and Electrical Provisions  
機電裝置說明表

○	LIGHTING POINT	燈位
—	FLUORESCENT TUBE	光管
△	OUTDOOR LIGHTING POINT	室外燈位
⊕	DOOR BELL BUTTON	門鈴按鈕
Ⓢ	DOOR BELL	門鈴
Ⓢ	DOOR PHONE	門口對講機
①	TELEPHONE CONNECTION POINT	電話接駁點
TV	TV / FM CONNECTION POINT	電視 / 收音機天線接駁點
⚡	THREE PHASE MINIATURE CIRCUIT BREAKER BOARD	三相總電掣箱
⚡	SINGLE PHASE MINIATURE CIRCUIT BREAKER BOARD	單相總電掣箱
⚡	TWIN SOCKET OUTLET	雙位電插座
⚡	SINGLE SOCKET OUTLET	單位電插座
⚡	OUTDOOR SINGLE SOCKET OUTLET	室外單位電插座
⚡	LIGHTING SWITCH	燈掣
⚡	EQUIPMENT SWITCH	設備開關
⚡	LIGHTING AND EQUIPMENT SWITCH	燈掣及設備開關

EH	ELECTRIC WATER HEATER	電熱水爐
A/C	SPLIT TYPE AIR-CONDITIONER	分體式冷氣機
W	WASHER / DRYER DRAIN POINT & WATER POINT	洗衣 / 乾衣機去水位和來水位
G	GAS METER	煤氣錶
S	SMOKE DETECTOR	煙霧感應器
●	CONVENTIONAL TYPE SPRINKLER HEAD INSIDE CEILING VOID	傳統型花灑頭於天花內
●	CONCEALED TYPE SPRINKLER HEAD	暗藏式花灑頭
△	CONCEALED TYPE SIDE WALL SPRINKLER HEAD	暗藏式側面花灑頭
GH	GAS WATER HEATER	煤氣熱水爐
GH	GAS WATER HEATER REMOTE CONTROLLER	煤氣熱水爐溫度控制器
Ⓢ	TOWNGAS CONNECTION POINT	煤氣接駁點
D	DEHUMIDIFIER	抽濕機

TOWER 1B  
第1B座

KEY PLAN  
指示圖



Scale  
比例尺 : 0 1 2 3 4 5 6 Metres 米

Note:

Please refer to page AL47 of this sales brochure for legend of the terms and abbreviations in studying the Mechanical and Electrical Provisions Plan in this section.

備註：

請參閱本售樓說明書第AL47頁之圖例協助解讀此部份的機電裝置平面圖及其顯示之名稱及簡稱。

# Fittings, Finishes and Appliances

## 裝置、裝修物料及設備

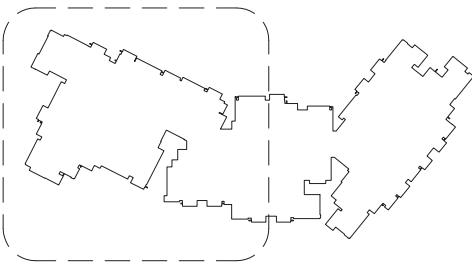
### Mechanical and Electrical Provisions Plan 機電裝置平面圖

#### Tower 2A 1/F 第2A座1樓

#### Mechanical and Electrical Provisions 機電裝置說明表

○	LIGHTING POINT	燈位
—	FLUORESCENT TUBE	光管
△	OUTDOOR LIGHTING POINT	室外燈位
⊕	DOOR BELL BUTTON	門鈴按鈕
ⓑ	DOOR BELL	門鈴
ⓐH	DOOR PHONE	門口對講機
①	TELEPHONE CONNECTION POINT	電話接駁點
TV	TV / FM CONNECTION POINT	電視 / 收音機天線接駁點
	THREE PHASE MINIATURE CIRCUIT BREAKER BOARD	三相總電掣箱
	SINGLE PHASE MINIATURE CIRCUIT BREAKER BOARD	單相總電掣箱
	TWIN SOCKET OUTLET	雙位電插座
	SINGLE SOCKET OUTLET	單位電插座
	OUTDOOR SINGLE SOCKET OUTLET	室外單位電插座
	LIGHTING SWITCH	燈掣
	EQUIPMENT SWITCH	設備開關
	LIGHTING AND EQUIPMENT SWITCH	燈掣及設備開關
EH	ELECTRIC WATER HEATER	電熱水爐
A/C	SPLIT TYPE AIR-CONDITIONER	分體式冷氣機
W	WASHER / DRYER DRAIN POINT & WATER POINT	洗衣 / 乾衣機去水位和來水位
G	GAS METER	煤氣錶
S	SMOKE DETECTOR	煙霧感應器
	CONVENTIONAL TYPE SPRINKLER HEAD INSIDE CEILING VOID	傳統型花灑頭於天花內
	CONCEALED TYPE SPRINKLER HEAD	暗藏式花灑頭
	CONCEALED TYPE SIDE WALL SPRINKLER HEAD	暗藏式側面花灑頭
GH	GAS WATER HEATER	煤氣熱水爐
	GAS WATER HEATER REMOTE CONTROLLER	煤氣熱水爐溫度控制器
	TOWNGAS CONNECTION POINT	煤氣接駁點
D	DEHUMIDIFIER	抽濕機

KEY PLAN  
指示圖



Scale 0 1 2 3 4 5 6 Metres 米  
比例尺：



Note:  
Please refer to page AL47 of this sales brochure for legend of the terms and abbreviations in studying the Mechanical and Electrical Provisions Plan in this section.

備註：  
請參閱本售樓說明書第AL47頁之圖例協助解讀此部份的機電裝置平面圖及其顯示之名稱及簡稱。



Mechanical and Electrical Provisions Plan  
機電裝置平面圖

Tower 2B 1/F  
第2B座1樓



Mechanical and Electrical Provisions  
機電裝置說明表

	LIGHTING POINT	燈位
	FLUORESCENT TUBE	光管
	OUTDOOR LIGHTING POINT	室外燈位
	DOOR BELL BUTTON	門鈴按鈕
	DOOR BELL	門鈴
	DOOR PHONE	門口對講機
	TELEPHONE CONNECTION POINT	電話接駁點
	TV / FM CONNECTION POINT	電視 / 收音機天線接駁點
	THREE PHASE MINIATURE CIRCUIT BREAKER BOARD	三相總電掣箱
	SINGLE PHASE MINIATURE CIRCUIT BREAKER BOARD	單相總電掣箱
	TWIN SOCKET OUTLET	雙位電插座
	SINGLE SOCKET OUTLET	單位電插座
	OUTDOOR SINGLE SOCKET OUTLET	室外單位電插座
	LIGHTING SWITCH	燈掣
	EQUIPMENT SWITCH	設備開關
	LIGHTING AND EQUIPMENT SWITCH	燈掣及設備開關
	ELECTRIC WATER HEATER	電熱水爐
	SPLIT TYPE AIR-CONDITIONER	分體式冷氣機
	WASHER / DRYER	洗衣 / 乾衣機
	DRAIN POINT & WATER POINT	去水位和來水位
	GAS METER	煤氣錶
	SMOKE DETECTOR	煙霧感應器
	CONVENTIONAL TYPE SPRINKLER HEAD	傳統型花灑頭
	CONCEALED TYPE SPRINKLER HEAD	隱藏式花灑頭
	CONCEALED TYPE SIDE WALL SPRINKLER HEAD	隱藏式側面花灑頭
	GAS WATER HEATER	煤氣熱水爐
	REMOTE CONTROLLER	煤氣熱水爐溫度控制器
	TOWNGAS CONNECTION POINT	煤氣接駁點
	DEHUMIDIFIER	抽濕機

Note:  
Please refer to page AL47 of this sales brochure for legend of the terms and abbreviations in studying the Mechanical and Electrical Provisions Plan in this section.

備註：  
請參閱本售樓說明書第AL47頁之圖例協助解讀此部份的機電裝置平面圖及其顯示之名稱及簡稱。

# Fittings, Finishes and Appliances

## 裝置、裝修物料及設備

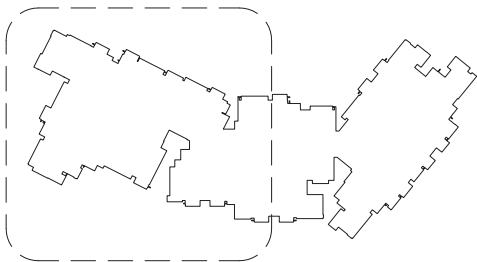
### Mechanical and Electrical Provisions Plan 機電裝置平面圖

Tower 2A 2/F - 3/F, 5/F - 12/F & 15/F - 16/F  
第2A座2樓至3樓，5樓至12樓及15樓至16樓

Mechanical and Electrical Provisions  
機電裝置說明表

○	LIGHTING POINT	燈位
—	FLUORESCENT TUBE	光管
△	OUTDOOR LIGHTING POINT	室外燈位
⊕	DOOR BELL BUTTON	門鈴按鈕
ⓑ	DOOR BELL	門鈴
☎	DOOR PHONE	門口對講機
①	TELEPHONE CONNECTION POINT	電話接駁點
TV	TV / FM CONNECTION POINT	電視 / 收音機天線接駁點
⚡	THREE PHASE MINIATURE CIRCUIT BREAKER BOARD	三相總電掣箱
⚡	SINGLE PHASE MINIATURE CIRCUIT BREAKER BOARD	單相總電掣箱
⚡	TWIN SOCKET OUTLET	雙位電插座
⚡	SINGLE SOCKET OUTLET	單位電插座
⚡	OUTDOOR SINGLE SOCKET OUTLET	室外單位電插座
⚡	LIGHTING SWITCH	燈掣
⚡	EQUIPMENT SWITCH	設備開關
⚡	LIGHTING AND EQUIPMENT SWITCH	燈掣及設備開關
EH	ELECTRIC WATER HEATER	電熱水爐
A/C	SPLIT TYPE AIR-CONDITIONER	分體式冷氣機
W	WASHER / DRYER DRAIN POINT & WATER POINT	洗衣 / 乾衣機去水位和來水位
G	GAS METER	煤氣錶
S	SMOKE DETECTOR	煙霧感應器
●	CONVENTIONAL TYPE SPRINKLER HEAD INSIDE CEILING VOID	傳統型花灑頭於天花內
●	CONCEALED TYPE SPRINKLER HEAD	暗藏式花灑頭
△	CONCEALED TYPE SIDE WALL SPRINKLER HEAD	暗藏式側面花灑頭
GH	GAS WATER HEATER	煤氣熱水爐
—	GAS WATER HEATER REMOTE CONTROLLER	煤氣熱水爐溫度控制器
ⓐ	TOWNGAS CONNECTION POINT	煤氣接駁點
D	DEHUMIDIFIER	抽濕機

KEY PLAN TOWER 2A  
指示圖 第2A座



Scale 0 1 2 3 4 5 6 Metres 米  
比例尺：



Note:  
Please refer to page AL47 of this sales brochure for legend of the terms and abbreviations in studying the Mechanical and Electrical Provisions Plan in this section.

備註：  
請參閱本售樓說明書第AL47頁之圖例協助解讀此部份的機電裝置平面圖及其顯示之名稱及簡稱。



Mechanical and Electrical Provisions Plan  
機電裝置平面圖

Tower 2B 2/F - 3/F, 5/F - 12/F & 15/F - 16/F  
第2B座2樓至3樓，5樓至12樓及15樓至16樓



Mechanical and Electrical Provisions  
機電裝置說明表

	LIGHTING POINT	燈位
	FLUORESCENT TUBE	光管
	OUTDOOR LIGHTING POINT	室外燈位
	DOOR BELL BUTTON	門鈴按鈕
	DOOR BELL	門鈴
	DOOR PHONE	門口對講機
	TELEPHONE CONNECTION POINT	電話接駁點
	TV / FM CONNECTION POINT	電視 / 收音機天線接駁點
	THREE PHASE MINIATURE CIRCUIT BREAKER BOARD	三相總電掣箱
	SINGLE PHASE MINIATURE CIRCUIT BREAKER BOARD	單相總電掣箱
	TWIN SOCKET OUTLET	雙位電插座
	SINGLE SOCKET OUTLET	單位電插座
	OUTDOOR SINGLE SOCKET OUTLET	室外單位電插座
	LIGHTING SWITCH	燈掣
	EQUIPMENT SWITCH	設備開關
	LIGHTING AND EQUIPMENT SWITCH	燈掣及設備開關
	ELECTRIC WATER HEATER	電熱水爐
	SPLIT TYPE AIR-CONDITIONER	分體式冷氣機
	WASHER / DRYER DRAIN POINT & WATER POINT	洗衣 / 乾衣機去水位和來水位
	GAS METER	煤氣錶
	SMOKE DETECTOR	煙霧感應器
	CONVENTIONAL TYPE SPRINKLER HEAD INSIDE CEILING VOID	傳統型花灑頭於天花內
	CONCEALED TYPE SPRINKLER HEAD	暗藏式花灑頭
	CONCEALED TYPE SIDE WALL SPRINKLER HEAD	暗藏式側面花灑頭
	GAS WATER HEATER REMOTE CONTROLLER	煤氣熱水爐溫度控制器
	TOWNGAS CONNECTION POINT	煤氣接駁點
	DEHUMIDIFIER	抽濕機

Note:  
Please refer to page AL47 of this sales brochure for legend of the terms and abbreviations in studying the Mechanical and Electrical Provisions Plan in this section.

備註：  
請參閱本售樓說明書第AL47頁之圖例協助解讀此部份的機電裝置平面圖及其顯示之名稱及簡稱。



# Fittings, Finishes and Appliances

## 裝置、裝修物料及設備






























### Mechanical and Electrical Provisions Plan

#### 機電裝置平面圖

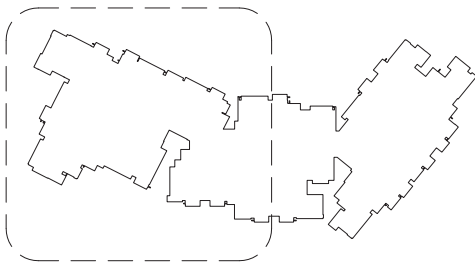
#### Tower 2A 17/F

#### 第2A座17樓

Mechanical and Electrical Provisions  
機電裝置說明表

	LIGHTING POINT	燈位
	FLUORESCENT TUBE	光管
	OUTDOOR LIGHTING POINT	室外燈位
	DOOR BELL BUTTON	門鈴按鈕
	DOOR BELL	門鈴
	DOOR PHONE	門口對講機
	TELEPHONE CONNECTION POINT	電話接駁點
	TV / FM CONNECTION POINT	電視 / 收音機天線接駁點
	THREE PHASE MINIATURE CIRCUIT BREAKER BOARD	三相總電掣箱
	SINGLE PHASE MINIATURE CIRCUIT BREAKER BOARD	單相總電掣箱
	TWIN SOCKET OUTLET	雙位電插座
	SINGLE SOCKET OUTLET	單位電插座
	OUTDOOR SINGLE SOCKET OUTLET	室外單位電插座
	LIGHTING SWITCH	燈掣
	EQUIPMENT SWITCH	設備開關
	LIGHTING AND EQUIPMENT SWITCH	燈掣及設備開關
	ELECTRIC WATER HEATER	電熱水爐
	SPLIT TYPE AIR-CONDITIONER	分體式冷氣機
	WASHER / DRYER	洗衣 / 乾衣機
	DRAIN POINT & WATER POINT	去水位和來水位
	GAS METER	煤氣錶
	SMOKE DETECTOR	煙霧感應器
	CONVENTIONAL TYPE SPRINKLER HEAD	傳統型花灑頭
	CONCEALED TYPE SPRINKLER HEAD	暗藏式花灑頭
	CONCEALED TYPE SIDE WALL SPRINKLER HEAD	暗藏式側面花灑頭
	GAS WATER HEATER	煤氣熱水爐
	REMOTE CONTROLLER	煤氣熱水爐溫度控制器
	TOWNGAS CONNECTION POINT	煤氣接駁點
	DEHUMIDIFIER	抽濕機

KEY PLAN TOWER 2A  
指示圖 第2A座



Scale 0 1 2 3 4 5 6 Metres 米  
比例尺：



Note:  
Please refer to page AL47 of this sales brochure for legend of the terms and abbreviations in studying the Mechanical and Electrical Provisions Plan in this section.

備註：  
請參閱本售樓說明書第AL47頁之圖例協助解讀此部份的機電裝置平面圖及其顯示之名稱及簡稱。

Mechanical and Electrical Provisions Plan  
機電裝置平面圖

Tower 2B 17/F  
第2B座17樓



Mechanical and Electrical Provisions  
機電裝置說明表

○	LIGHTING POINT	燈位
—	FLUORESCENT TUBE	光管
△	OUTDOOR LIGHTING POINT	室外燈位
⊕	DOOR BELL BUTTON	門鈴按鈕
ⓑ	DOOR BELL	門鈴
☎	DOOR PHONE	門口對講機
①	TELEPHONE CONNECTION POINT	電話接駁點
TV	TV / FM CONNECTION POINT	電視 / 收音機天線接駁點
⚡	THREE PHASE MINIATURE CIRCUIT BREAKER BOARD	三相總電掣箱
⚡	SINGLE PHASE MINIATURE CIRCUIT BREAKER BOARD	單相總電掣箱
⏏	TWIN SOCKET OUTLET	雙位電插座
⏏	SINGLE SOCKET OUTLET	單位電插座
⏏	OUTDOOR SINGLE SOCKET OUTLET	室外單位電插座
⚡	LIGHTING SWITCH	燈掣
⚡	EQUIPMENT SWITCH	設備開關
⚡	LIGHTING AND EQUIPMENT SWITCH	燈掣及設備開關
EH	ELECTRIC WATER HEATER	電熱水爐
A/C	SPLIT TYPE AIR-CONDITIONER	分體式冷氣機
W	WASHER / DRYER DRAIN POINT & WATER POINT	洗衣 / 乾衣機去水位和來水位
G	GAS METER	煤氣錶
S	SMOKE DETECTOR	煙霧感應器
⦿	CONVENTIONAL TYPE SPRINKLER HEAD INSIDE CEILING VOID	傳統型花灑頭於天花內
⦿	CONCEALED TYPE SPRINKLER HEAD	暗藏式花灑頭
△	CONCEALED TYPE SIDE WALL SPRINKLER HEAD	暗藏式側面花灑頭
GH	GAS WATER HEATER	煤氣熱水爐
—	GAS WATER HEATER REMOTE CONTROLLER	煤氣熱水爐溫度控制器
⦿	TOWNGAS CONNECTION POINT	煤氣接駁點
D	DEHUMIDIFIER	抽濕機

Note:  
Please refer to page AL47 of this sales brochure for legend of the terms and abbreviations in studying the Mechanical and Electrical Provisions Plan in this section.

備註：  
請參閱本售樓說明書第AL47頁之圖例協助解讀此部份的機電裝置平面圖及其顯示之名稱及簡稱。

# Fittings, Finishes and Appliances






























## 裝置、裝修物料及設備

### Mechanical and Electrical Provisions Plan

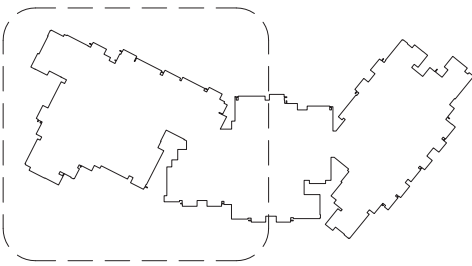
#### 機電裝置平面圖

Tower 2A 18/F - 23/F & 25/F - 27/F  
第2A座18樓至23樓及25樓至27樓

Mechanical and Electrical Provisions  
機電裝置說明表

	LIGHTING POINT	燈位
	FLUORESCENT TUBE	光管
	OUTDOOR LIGHTING POINT	室外燈位
	DOOR BELL BUTTON	門鈴按鈕
	DOOR BELL	門鈴
	DOOR PHONE	門口對講機
	TELEPHONE CONNECTION POINT	電話接駁點
	TV / FM CONNECTION POINT	電視 / 收音機天線接駁點
	THREE PHASE MINIATURE CIRCUIT BREAKER BOARD	三相總電掣箱
	SINGLE PHASE MINIATURE CIRCUIT BREAKER BOARD	單相總電掣箱
	TWIN SOCKET OUTLET	雙位電插座
	SINGLE SOCKET OUTLET	單位電插座
	OUTDOOR SINGLE SOCKET OUTLET	室外單位電插座
	LIGHTING SWITCH	燈掣
	EQUIPMENT SWITCH	設備開關
	LIGHTING AND EQUIPMENT SWITCH	燈掣及設備開關
	ELECTRIC WATER HEATER	電熱水爐
	SPLIT TYPE AIR-CONDITIONER	分體式冷氣機
	WASHER / DRYER	洗衣 / 乾衣機
	DRAIN POINT & WATER POINT	去水位和來水位
	GAS METER	煤氣錶
	SMOKE DETECTOR	煙霧感應器
	CONVENTIONAL TYPE SPRINKLER HEAD	傳統型花灑頭
	CONCEALED TYPE SPRINKLER HEAD	暗藏式花灑頭
	CONCEALED TYPE SIDE WALL SPRINKLER HEAD	暗藏式側面花灑頭
	GAS WATER HEATER	煤氣熱水爐
	REMOTE CONTROLLER	煤氣熱水爐溫度控制器
	TOWNGAS CONNECTION POINT	煤氣接駁點
	DEHUMIDIFIER	抽濕機

KEY PLAN TOWER 2A  
指示圖 第2A座



Scale 0 1 2 3 4 5 6 Metres 米  
比例尺：



Note:  
Please refer to page AL47 of this sales brochure for legend of the terms and abbreviations in studying the Mechanical and Electrical Provisions Plan in this section.

備註：  
請參閱本售樓說明書第AL47頁之圖例協助解讀此部份的機電裝置平面圖及其顯示之名稱及簡稱。



Mechanical and Electrical Provisions Plan  
機電裝置平面圖

Tower 2B 18/F - 23/F & 25/F - 27/F  
第2B座18樓至23樓及25樓至27樓



Mechanical and Electrical Provisions  
機電裝置說明表

○	LIGHTING POINT	燈位
—	FLUORESCENT TUBE	光管
△	OUTDOOR LIGHTING POINT	室外燈位
⊕	DOOR BELL BUTTON	門鈴按鈕
ⓑ	DOOR BELL	門鈴
☎	DOOR PHONE	門口對講機
①	TELEPHONE CONNECTION POINT	電話接駁點
TV	TV / FM CONNECTION POINT	電視 / 收音機天線接駁點
⚡	THREE PHASE MINIATURE CIRCUIT BREAKER BOARD	三相總電掣箱
⚡	SINGLE PHASE MINIATURE CIRCUIT BREAKER BOARD	單相總電掣箱
⚡	TWIN SOCKET OUTLET	雙位電插座
⚡	SINGLE SOCKET OUTLET	單位電插座
⚡	OUTDOOR SINGLE SOCKET OUTLET	室外單位電插座
⚡	LIGHTING SWITCH	燈掣
⚡	EQUIPMENT SWITCH	設備開關
⚡	LIGHTING AND EQUIPMENT SWITCH	燈掣及設備開關
EH	ELECTRIC WATER HEATER	電熱水爐
A/C	SPLIT TYPE AIR-CONDITIONER	分體式冷氣機
W	WASHER / DRYER DRAIN POINT & WATER POINT	洗衣 / 乾衣機去水位和來水位
G	GAS METER	煤氣錶
S	SMOKE DETECTOR	煙霧感應器
○	CONVENTIONAL TYPE SPRINKLER HEAD INSIDE CEILING VOID	傳統型花灑頭於天花內
○	CONCEALED TYPE SPRINKLER HEAD	暗藏式花灑頭
△	CONCEALED TYPE SIDE WALL SPRINKLER HEAD	暗藏式側面花灑頭
GH	GAS WATER HEATER	煤氣熱水爐
GH	GAS WATER HEATER REMOTE CONTROLLER	煤氣熱水爐溫度控制器
⚡	TOWNGAS CONNECTION POINT	煤氣接駁點
D	DEHUMIDIFIER	抽濕機

Note:  
Please refer to page AL47 of this sales brochure for legend of the terms and abbreviations in studying the Mechanical and Electrical Provisions Plan in this section.

備註：  
請參閱本售樓說明書第AL47頁之圖例協助解讀此部份的機電裝置平面圖及其顯示之名稱及簡稱。

# Fittings, Finishes and Appliances

## 裝置、裝修物料及設備

### Mechanical and Electrical Provisions Plan

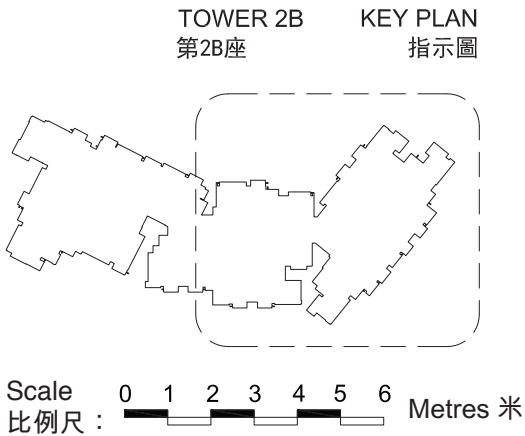
#### 機電裝置平面圖

### Tower 2B 28/F

#### 第2B座28樓

Mechanical and Electrical Provisions  
機電裝置說明表

	LIGHTING POINT	燈位
	FLUORESCENT TUBE	光管
	OUTDOOR LIGHTING POINT	室外燈位
	DOOR BELL BUTTON	門鈴按鈕
	DOOR BELL	門鈴
	DOOR PHONE	門口對講機
	TELEPHONE CONNECTION POINT	電話接駁點
	TV / FM CONNECTION POINT	電視 / 收音機天線接駁點
	THREE PHASE MINIATURE CIRCUIT BREAKER BOARD	三相總電掣箱
	SINGLE PHASE MINIATURE CIRCUIT BREAKER BOARD	單相總電掣箱
	TWIN SOCKET OUTLET	雙位電插座
	SINGLE SOCKET OUTLET	單位電插座
	OUTDOOR SINGLE SOCKET OUTLET	室外單位電插座
	LIGHTING SWITCH	燈掣
	EQUIPMENT SWITCH	設備開關
	LIGHTING AND EQUIPMENT SWITCH	燈掣及設備開關
	ELECTRIC WATER HEATER	電熱水爐
	SPLIT TYPE AIR-CONDITIONER	分體式冷氣機
	WASHER / DRYER	洗衣 / 乾衣機
	DRAIN POINT & WATER POINT	去水位和來水位
	GAS METER	煤氣錶
	SMOKE DETECTOR	煙霧感應器
	CONVENTIONAL TYPE SPRINKLER HEAD	傳統型花灑頭
	CONCEALED TYPE SPRINKLER HEAD	暗藏式花灑頭
	CONCEALED TYPE SIDE WALL SPRINKLER HEAD	暗藏式側面花灑頭
	GAS WATER HEATER	煤氣熱水爐
	REMOTE CONTROLLER	煤氣熱水爐溫度控制器
	TOWNGAS CONNECTION POINT	煤氣接駁點
	DEHUMIDIFIER	抽濕機



Note:  
Please refer to page AL47 of this sales brochure for legend of the terms and abbreviations in studying the Mechanical and Electrical Provisions Plan in this section.

備註：  
請參閱本售樓說明書第AL47頁之圖例協助解讀此部份的機電裝置平面圖及其顯示之名稱及簡稱。

Mechanical and Electrical Provisions Plan  
機電裝置平面圖

Tower 2B 29/F  
第2B座29樓



Mechanical and Electrical Provisions  
機電裝置說明表

○	LIGHTING POINT	燈位
—	FLUORESCENT TUBE	光管
△	OUTDOOR LIGHTING POINT	室外燈位
⊕	DOOR BELL BUTTON	門鈴按鈕
ⓑ	DOOR BELL	門鈴
☎	DOOR PHONE	門口對講機
①	TELEPHONE CONNECTION POINT	電話接駁點
TV	TV / FM CONNECTION POINT	電視 / 收音機天線接駁點
⚡	THREE PHASE MINIATURE CIRCUIT BREAKER BOARD	三相總電掣箱
⚡	SINGLE PHASE MINIATURE CIRCUIT BREAKER BOARD	單相總電掣箱
⚡	TWIN SOCKET OUTLET	雙位電插座
⚡	SINGLE SOCKET OUTLET	單位電插座
⚡	OUTDOOR SINGLE SOCKET OUTLET	室外單位電插座
⚡	LIGHTING SWITCH	燈掣
⚡	EQUIPMENT SWITCH	設備開關
⚡	LIGHTING AND EQUIPMENT SWITCH	燈掣及設備開關
EH	ELECTRIC WATER HEATER	電熱水爐
AC	SPLIT TYPE AIR-CONDITIONER	分體式冷氣機
W	WASHER / DRYER DRAIN POINT & WATER POINT	洗衣 / 乾衣機去水位和來水位
G	GAS METER	煤氣錶
S	SMOKE DETECTOR	煙霧感應器
⦿	CONVENTIONAL TYPE SPRINKLER HEAD INSIDE CEILING VOID	傳統型花灑頭於天花內
⦿	CONCEALED TYPE SPRINKLER HEAD	暗藏式花灑頭
△	CONCEALED TYPE SIDE WALL SPRINKLER HEAD	暗藏式側面花灑頭
GH	GAS WATER HEATER	煤氣熱水爐
GH	GAS WATER HEATER REMOTE CONTROLLER	煤氣熱水爐溫度控制器
⦿	TOWNGAS CONNECTION POINT	煤氣接駁點
D	DEHUMIDIFIER	抽濕機

Note:  
Please refer to page AL47 of this sales brochure for legend of the terms and abbreviations in studying the Mechanical and Electrical Provisions Plan in this section.

備註：  
請參閱本售樓說明書第AL47頁之圖例協助解讀此部份的機電裝置平面圖及其顯示之名稱及簡稱。



# Fittings, Finishes and Appliances

## 裝置、裝修物料及設備

### Mechanical and Electrical Provisions Plan






























#### 機電裝置平面圖

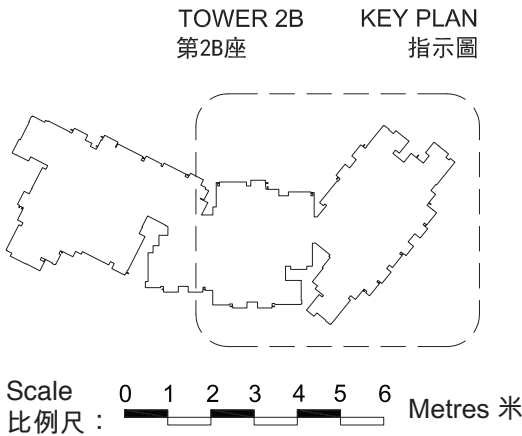
### Tower 2B 30/F

#### 第2B座30樓

#### Mechanical and Electrical Provisions

##### 機電裝置說明表

	LIGHTING POINT	燈位
	FLUORESCENT TUBE	光管
	OUTDOOR LIGHTING POINT	室外燈位
	DOOR BELL BUTTON	門鈴按鈕
	DOOR BELL	門鈴
	DOOR PHONE	門口對講機
	TELEPHONE CONNECTION POINT	電話接駁點
	TV / FM CONNECTION POINT	電視 / 收音機天線接駁點
	THREE PHASE MINIATURE CIRCUIT BREAKER BOARD	三相總電掣箱
	SINGLE PHASE MINIATURE CIRCUIT BREAKER BOARD	單相總電掣箱
	TWIN SOCKET OUTLET	雙位電插座
	SINGLE SOCKET OUTLET	單位電插座
	OUTDOOR SINGLE SOCKET OUTLET	室外單位電插座
	LIGHTING SWITCH	燈掣
	EQUIPMENT SWITCH	設備開關
	LIGHTING AND EQUIPMENT SWITCH	燈掣及設備開關
	ELECTRIC WATER HEATER	電熱水爐
	SPLIT TYPE AIR-CONDITIONER	分體式冷氣機
	WASHER / DRYER	洗衣 / 乾衣機
	DRAIN POINT & WATER POINT	去水位和來水位
	GAS METER	煤氣錶
	SMOKE DETECTOR	煙霧感應器
	CONVENTIONAL TYPE SPRINKLER HEAD	傳統型花灑頭
	CONCEALED TYPE SPRINKLER HEAD	暗藏式花灑頭
	CONCEALED TYPE SIDE WALL SPRINKLER HEAD	暗藏式側面花灑頭
	GAS WATER HEATER	煤氣熱水爐
	REMOTE CONTROLLER	煤氣熱水爐溫度控制器
	TOWNGAS CONNECTION POINT	煤氣接駁點
	DEHUMIDIFIER	抽濕機



Note:  
Please refer to page AL47 of this sales brochure for legend of the terms and abbreviations in studying the Mechanical and Electrical Provisions Plan in this section.

備註：  
請參閱本售樓說明書第AL47頁之圖例協助解讀此部份的機電裝置平面圖及其顯示之名稱及簡稱。

**This is blank page.**  
**此頁為空白頁數。**

## Service Agreements 服務協議

Potable and flushing water is supplied by Water Supplies Department.

Electricity is supplied by CLP Power Hong Kong Limited.

Towngas is supplied by The Hong Kong and China Gas Company Limited.

食水及沖廁水由水務署供應。

電力由中華電力有限公司供應。

煤氣由香港中華煤氣有限公司供應。

## Government Rent 地稅

The Vendor will pay/has paid (as the case may be) all outstanding Government rent in respect of the residential property up to and including the date of the Assignment of the residential property.

賣方將會繳付/已繳付(視情況而定)有關住宅物業之地稅直至包括住宅物業之買賣成交日期。



## Miscellaneous Payments by Purchaser 買方的雜項付款

1. On the delivery of the vacant possession of the residential property to the purchaser, the purchaser is liable to reimburse the vendor (Pacific Earth Enterprise Limited) for the deposits for water, electricity and gas.<sup>1</sup>
2. On that delivery, the purchaser is not liable to pay to the vendor (Pacific Earth Enterprise Limited) a debris removal fee.<sup>1</sup>
3. The amount of deposits for water, electricity and gas and debris removal fee is yet to be ascertained at the date on which the sales brochure is printed.<sup>1</sup>

Note:

<sup>1</sup> The purchaser should pay to the Manager the deposits for communal water/electricity meters and the debris removal fee.

1. 在向買方交付住宅物業在空置情況下的管有權時，買方須向賣方(利宙企業有限公司)補還水、電力及氣體的按金。<sup>1</sup>
2. 在交付時，買方不須向賣方(利宙企業有限公司)支付清理廢料的費用。<sup>1</sup>
3. 水、電力及氣體的按金及清理廢料的費用的款額於售樓說明書印製日尚未決定。<sup>1</sup>

附註：

<sup>1</sup> 買方須向管理人繳付公用水/電力錶按金及清理廢料的費用。

## Defects Liability Warranty Period 欠妥之處的保養責任期

Defects liability warranty period for the residential property and the fittings, finishes and appliances as provided in the agreement for sale and purchase is within six (6) months from the date of completion of the sale and purchase.

按買賣合約規定，住宅物業及其內裝置、裝修物料及設備之欠妥之處的保養責任期為住宅物業之成交日期起計為期六(6)個月內。

# Maintenance of Slopes

## 斜坡維修

Not Applicable

不適用

# Modification

## 修訂

No application to the Government for a modification of the Land Grant for the Phase is underway.

本期數現時並沒有向政府提出申請修訂批地文件。

## Relevant Information 有關資料

### 1. Placement of outdoor air-conditioning units on Air conditioner Platforms

Outdoor air conditioning units of residential properties in Tower 1A and 1B, Tower 2A and 2B are located on air conditioner platforms at the level of the floor immediately above (except the outdoor air conditioning units for the store room of Unit 03 of Tower 2A are located at the same level of floor).

All air conditioner platforms at Tower 1A and 1B, Tower 2A and 2B are for placement of outdoor air conditioning units of residential properties at the level of the floor immediately below (except the outdoor air conditioning units for the store room of Unit 03 of Tower 2A are located at the same level of floor).

For the location of the air conditioner platforms, please refer to “Floor Plans of Residential Properties in the Phase”.

### 2. Operation of Gondola

During necessary maintenance of external walls of Tower 1A and 1B, Tower 2A and 2B arranged by the manager of the Development, the gondola will be operating in the airspace outside windows and above the gardens and flat roofs (if any) of Apartment Units in such Towers.

### 1. 冷氣機平台上放置的冷氣戶外機

第1A及1B座、第2A及2B座所有住宅物業之冷氣戶外機均置於位於上一層水平之冷氣機平台上（唯第2A座03單位中儲物室之冷氣戶外機置於同一層水平上）。

所有位於第1A及1B座、第2A及2B座之冷氣機平台乃供放置下一層住宅物業之冷氣戶外機（唯第2A座03單位中儲物室之冷氣戶外機置於同一層水平上）。

有關冷氣機平台的位置，請參閱「期數的住宅物業的樓面平面圖」。

### 2. 吊船之運作

在第1A及1B座、第2A及2B座外牆進行由發展項目的管理人安排的必需保養期間，吊船會在該等樓宇單位之窗外、花園及平台（如有）對上的上空操作。

## Website Address 互聯網網站的網址

The website address designated by the Vendor for the Phase for purposes of Part 2 of the Residential Properties (First-hand Sales) Ordinance :  
[www.centurylinkii.com.hk](http://www.centurylinkii.com.hk)

賣方為施行《一手住宅物業銷售條例》第2部就期數指定的互聯網網站的網址：  
[www.centurylinkii.com.hk](http://www.centurylinkii.com.hk)



# Information in Application for Concession on Gross Floor Area of Building

## 申請建築物總樓面面積寬免的資料

### Breakdown of GFA Concessions Obtained for All Features

- Latest information on breakdown of GFA concessions as shown on the general building plans submitted to and approved by the Building Authority (BA) prior to the printing of the sales brochure is tabulated below. Information marked (#) may be based on information provided by the authorized person if the sales brochure is printed prior to submission of the final amendment plans to the BA. The breakdown of GFA concessions may be subject to further changes until final amendment plans are submitted to and approved by the BA prior to the issuance of the occupation permit for the Phase.

		Area (m <sup>2</sup> )
Disregarded GFA under Building (Planning) Regulations 23(3)(b)		
1.(#)	Carpark and loading/unloading area excluding public transport terminus	1914.600
2.	<b>Plant rooms and similar services</b>	
2.1	Mandatory feature or essential plant room, area of which is limited by respective Practice Notes for Authorized Persons, Registered Structural Engineers and Registered Geotechnical Engineers (PNAP) or regulation such as lift machine room, telecommunications and broadcasting (TBE) room, refuse storage and material recovery chamber, etc.	564.506
2.2(#)	Mandatory feature or essential plant room, area of which is NOT limited by any PNAP or regulation such as room occupied solely by fire services installations (FSI) and equipment, meter room, transformer room, potable and flushing water tank, etc.	1253.364
2.3	Non-mandatory or non-essential plant room such as air-conditioning plant room, air handling unit (AHU) room, etc.	5.745
Green Features under Joint Practice Notes 1 and 2		
3.	Balcony	906.472
4.	Wider common corridor and lift lobby	847.524
5.	Communal sky garden	-
6.	Acoustic fin	-
7.	Wing wall, wind catcher and funnel	-
8.	Non-structural prefabricated external wall	652.754
9.	Utility platform	-
10.	Noise barrier	-

		Area (m <sup>2</sup> )
Amenity Features		
11.	Counter, office, store, guard room and lavatory for watchman and management staff, Owners' Corporation Office	88.721
12.	Residential Recreational facilities including void, plant room, swimming pool filtration plant room, covered walkway etc. serving solely the recreational facilities	1492.497
13.	Covered landscaped and play area	-
14.	Horizontal screens/covered walkways, trellis	3.398
15.	Larger lift shaft	912.669
16.	Chimney shaft	-
17.	Other non-mandatory or non-essential plant room, such as boiler room, satellite master antenna television (SMATV) room	-
18.(#)	Pipe duct, air duct for mandatory feature or essential plant room	1001.773
19.	Pipe duct, air duct for non-mandatory or non-essential plant room	-
20.	Plant room, pipe duct, air duct for environmentally friendly system and feature	-
21.	Void in duplex domestic flat and house	-
22.	Projections such as air-conditioning box and platform with a projection of more than 750 mm from the external wall	-
Other Exempted Items		
23.(#)	Refuge floor including refuge floor cum sky garden	-
24.(#)	Other projections	48.497
25.	Public transport terminus	-
26.(#)	Party structure and common staircase	-
27.(#)	Horizontal area of staircase, lift shaft and vertical duct solely serving floor accepted as not being accountable for GFA	442.082
28.(#)	Public passage	-
29.	Covered set back area	-
Bonus GFA		
30.	Bonus GFA	-

### Note:

The above table is based on the requirements as stipulated in the Practice Note for Authorized Persons, Registered Structural Engineers and Registered Geotechnical Engineers ADM-2 issued by the Buildings Department. The Buildings Department may revise such requirements from time to time as appropriate.

**Estimated Energy Performance or Consumption for the Common Parts of the Phase**

Latest information on the estimated energy performance or consumption for the common parts of the Phase as submitted to the Building Authority prior to the printing of the sales brochures:

Part I	
Provision of Central Air Conditioning	YES
Provision of Energy Efficient Features	YES
Energy Efficient Features proposed:	1. Rainwater Harvesting System 2. Insulated Glass Unit (IGU) Glazing 3. Energy Efficient Lighting Installations (T5 tube)

Part II: The predicted annual energy use of the proposed building / part of building <small>(Note 1)</small>					
Location	Internal Floor Area Served (m <sup>2</sup> )	Annual Energy Use of Baseline Building <small>(Note 2)</small>		Annual Energy Use of Proposed Building	
		Electricity kWh / m <sup>2</sup> / annum	Town Gas / LPG kW / m <sup>2</sup> / annum	Electricity kWh / m <sup>2</sup> / annum	Town Gas / LPG kW / m <sup>2</sup> / annum
Area served by central building services installation <small>(Notes 3)</small>	15,130.900	172.502	0.000	123.856	0.000

Part III: The following installation(s) are designed in accordance with the relevant Codes of Practices published by the Electrical & Mechanical Services Department (EMSD)			
Type of Installations	Yes	No	N/A
Lighting Installations	✓		
Air Conditioning Installations	✓		
Electrical Installations	✓		
Lift & Escalator Installations	✓		
Performance-based Approach			✓

1. The predicted annual energy use per m<sup>2</sup> per annum, in terms of electricity consumption (kWh) and town gas/LPG consumption (unit) of the Phase by the internal floor area served, where:-  
    (a) “total annual energy use” has the same meaning of “annual energy use” under Section 4 and Appendix 8 of the BEAM Plus for New Buildings (current version); and  
    (b) “internal floor area”, in relation to a building, a space or a unit means the floor area of all enclosed space measured to the internal faces of enclosing external and/or party walls.
2. “Baseline Building” has the same meaning as “Baseline Building Model (zero-credit benchmark)” under Section 4 and Appendix 8 of the BEAM Plus for New Building (current version).
3. “Central Building Services Installation” has the same meaning as that in the Code of Practice for Energy Efficiency of Building Services Installations issued by the electrical and Mechanical Services Department.
4. Podium(s) normally means the lowest part of the development (usually the lowest 15m of the development and its basement, if any) carrying different use(s) from that of the tower(s) above. For development without clear demarcation between podium(s) and tower(s), the development, as a whole, should be considered as tower(s).

# Information in Application for Concession on Gross Floor Area of Building

## 申請建築物總樓面面積寬免的資料

### 獲寬免總樓面面積的設施分項

- 於印製售樓說明書前呈交予並已獲建築事務監督批准的一般建築圖則上有關總樓面面積寬免的分項的最新資料，請見下表。如印製售樓說明書時尚未呈交最終修訂圖則予建築事務監督，則有(＃)號的資料可以由認可人士提供的資料作為基礎。直至最終修訂圖則於發出佔用許可證前呈交予並獲建築事務監督批准前，以下分項資料仍可能有所修改。

		面積（平方米）
根據《建築物(規劃)條例》第23(3)(b)條不計算的總樓面面積		
1.(#)	停車場及上落客貨地方（公共交通總站除外）	1914.600
2.	機房及相類設施	
2.1	所佔面積受相關《認可人士、註冊結構工程師及註冊岩土工程師作業備考》或規例限制的強制性設施或必要機房，例如升降機機房、電訊及廣播設備室、垃圾及物料回收房等	564.506
2.2(#)	所佔面積不受任何《認可人士、註冊結構工程師及註冊岩土工程師作業備考》或規例限制的強制性設施或必要機房，例如僅供消防裝置及設備佔用的房間、電錶房、電力變壓房、食水及鹹水缸等	1253.364
2.3	非強制性或非必要機房，例如空調機房、風櫃房等	5.745
根據聯合作業備考第1及第2號提供的環保設施		
3.	露台	906.472
4.	加闊的公用走廊及升降機大堂	847.524
5.	公用空中花園	-
6.	隔聲簷	-
7.	翼牆、捕風器及風斗	-
8.	非結構預製外牆	652.754
9.	工作平台	-
10.	隔音屏障	-

		面積（平方米）
適意設施		
11.	供保安人員和管理處員工使用的櫃檯、辦公室、儲物室、警衛室和廁所、業主立案法團辦公室	88.721
12.	住宅康樂設施，包括僅供康樂設施使用的中空、機房、游泳池的濾水器機房、有蓋人行道等	1492.497
13.	有上蓋的園景區及遊樂場	-
14.	橫向屏障 / 有蓋人行道、花棚	3.398
15.	擴大升降機井道	912.669
16.	煙囪管道	-
17.	其他非強制性或非必要機房，例如鍋爐房、衛星電視共用天線房	-
18.(#)	強制性設施或必要機房所需的管槽、氣槽	1001.773
19.	非強制性設施或非必要機房所需的管槽、氣槽	-
20.	環保系統及設施所需的機房、管槽及氣槽	-
21.	複式住宅單位及洋房的中空	-
22.	伸出物，如空調機箱及伸出外牆超過750毫米的平台	-
其他項目		
23.(#)	庇護層，包括庇護層兼空中花園	-
24.(#)	其他伸出物	48.497
25.	公共交通總站	-
26.(#)	共用構築物及樓梯	-
27.(#)	僅供獲接納不計入總樓面面積的樓層使用的樓梯、升降機槽及垂直管道的水平面積	442.082
28.(#)	公眾通道	-
29.	因建築物後移導致的覆蓋面積	-
額外總樓面面積		
30.	額外總樓面面積	-

註：

上述表格是根據屋宇署所發出的《認可人士、註冊結構工程師及註冊岩土工程師作業備考》ADM-2規定的要求而制訂的。屋宇署會按實際需要不時更改有關要求。



期數的公用部分的預計能量表現或消耗

於印製售樓說明書前呈交予建築事務監督期數的公用部份的預計能量表現或消耗的最近期資料:

第I部分	
提供中央空調	是
提供具能源效益的設施	是
擬安裝的具能源效益的設施：	1. 雨水收集系統 2. 雙層中空玻璃 3. 節能燈具 (T5光管)

第II部分: 擬興建樓宇/部分樓宇預計每年能源消耗量 (註腳1)					
位置	使用有關裝置的內部樓面面積 (平方米)	基線樓宇每年能源消耗量 (註腳2)		擬興建樓宇每年能源消耗量	
		電力 千瓦小時 / 平方米 / 年	煤氣 / 石油氣 用量單位 / 平方米 / 年	電力 千瓦小時 / 平方米 / 年	煤氣 / 石油氣 用量單位 / 平方米 / 年
有使用中央屋宇裝備裝置 (註腳3) 的部分	15,130.900	172.502	0.000	123.856	0.000

第III部分: 以下裝置乃按機電工程署公布的相關實務守則設計			
裝置類型	是	否	不適用
照明裝置	✓		
空調裝置	✓		
電力裝置	✓		
升降機及自動梯的裝置	✓		
以總能源為本的方法			✓

1. 預計每年每平方米能源消耗量[以耗電量(千瓦小時)及煤氣 / 石油氣消耗量用量單位]計算，指將期數的每年能源消耗總量除以使用有關裝置的內部樓面面積所得出的商，其中:-
- (a) “每年能源消耗量”與新建樓宇BEAM Plus標準(現行版本)第4節及附錄8中的「年能源消耗」具有相同涵義；及

(b) 樓宇、空間或單位的“內部樓面面積”，指外牆及 / 或共用牆的內壁之內表面起量度出來的樓面面積。
2. “基線樓宇”與新建樓宇BEAM Plus標準(現行版本)第4節及附錄8中的“基準建築物模式(零分標準)”具有相同涵義。
3. “中央屋宇裝備裝置”與機電工程署發出的《屋宇裝備裝置能源效益實務守則》中的涵義相同。
4. 平台一般指發展項目的最低部分(通常為發展項目最低15米部分及其地庫(如適用))，並與其上的塔樓具有不同用途。對於並無明確劃分平台與塔樓的發展項目，應視整個發展項目為塔樓。

# Information Required to be set out by the Director of Lands Under Consent Scheme

## 按地政總署署長同意方案要求列出的資料

1. The Vendor will pay or has paid (as the case may be) all outstanding Government rent in respect of the land on which the Development is in the course of being erected, from the date of the Government Grant up to and including the date of the respective Assignments to the purchasers.
2. Special Condition No.(8)(e) of the Land Grant provides that :-
  - “(i) the size of each residential unit erected or to be erected on the Lot shall not exceed 60 square metres in saleable area;
  - (ii) the total number of residential units erected or to be erected on the Lot shall not be less than 2,020; and
  - (iii) out of the total number of residential units provided under sub-clause (ii) above,
    - (I) not less than 1,650 residential units shall be ranging in saleable area from 35 square metres to 45 square metres; and
    - (II) not less than 370 residential units shall be ranging in saleable area from exceeding 45 square metres to 60 square metres.”
3. Clause (47) in Section IV of the executed Deed of Mutual Covenant Incorporating Management Agreement provides that :-
  - “(a) No Owner of a Flat shall carry out or permit or suffer to be carried out any works in connection with his Flat, including but not limited to demolition or alteration of any partition wall or any floor or roof slab or any partition structure, which will result in such Flat being internally linked to and accessible from any adjoining or adjacent Flat, except with the prior written consent of the Director of Lands or any other Government authority in place of him from time to time, which consent may be given or withheld at his absolute discretion and if given, may be subject to such terms and conditions (including payment of fees) as may be imposed by him at his absolute discretion.
  - (b) The Manager shall deposit in the management office the record provided by the Director of Lands or any other Government authority in place of him from time to time of the information relating to the consent given under sub-clause (a) of this Clause for inspection by all Owners free of costs and for taking copies at their own expense and on payment of a reasonable charge, all charges received to be credited to the Special Fund.”
4. The total number of residential units in the Development is 2,339 (comprising 15 Residential Units of the Residential Blocks and 2,324 Apartment Units of the Towers).
5. (a) The number of residential units in the Development ranging in saleable area from 30 square metres to 35 square metres is 11 (all being Apartment Units of the Towers);
  - (b) the number of residential units in the Development ranging in saleable area from 35 square metres to 45 square metres is 1,652 (all being Apartment Units of the Towers); and
  - (c) the number of residential units in the Development ranging in saleable area from exceeding 45 square metres to 60 square metres is 676 (comprising 15 Residential Units of the Residential Blocks and 661 Apartment Units of the Towers).
6. Special Condition No.(2) of the Land Grant provides that :-
  - (a) The Lot is granted together with a right for the Grantee and his servants, visitors, workmen and other persons authorized by him in that behalf from time to time and at all times for all purpose connected with the proper use and enjoyment of the Lot to pass and repass and repass on and through the area shown coloured brown on the plan annexed to Land Grant (“**the Brown Area**”) at such levels as may be approved by the Director.
  - (b) Any alteration to any public road absorbing a portion of the Brown Area over and along which a right of way is given or affecting the gradient thereof, shall not give rise to any claim by the Grantee.
  - (c) The grant of the right of way referred to in (a) above shall not give the Grantee the exclusive right over the Brown Area. The Government shall have the right to grant rights of way over the Brown Area to the owners of any other lots in the vicinity now or at any time in the future, or to take over the whole or any portion of the Brown Area for the purposes of a public street without payment of any compensation to the Grantee or to other owners to whom rights of way over the whole or any portion of the Brown Area may have been granted.
- (d) The Grantee acknowledges that the Brown Area is being formed or constructed by the owner of the adjoining lot known and registered in the Land Registry as Tung Chung Town Lot No.37 and that possession of the Brown Area has been granted to him for that purpose. The Grantee further acknowledges and agrees that works in relation to the formation or construction of the Brown Area may be carried out by the Government, the Director, his officers, contractors, agents and any persons authorized by the Director and that the Government in no way represents or warrants as to when or that the formation or construction works of the Brown Area or any parts thereof will be completed in the future and that the Government shall have no liability in respect of any loss or damage whatsoever caused to or suffered by the Grantee arising whether directly or indirectly out of or in connection with or as a consequence of any failure or delay in the completion of the formation or construction works of the Brown Area and that no claim for compensation shall be made against the Government or the Director by the Grantee in respect of any such loss or damage.

1. 賣方將會支付或已支付（視情況而定）所有關於現正興建該發展項目之土地由政府批地文件日期起計直至及包括予買家之個別轉讓契日期的未支付政府地稅。
2. 批地文件特別條款第(8)(e)條規定：-
  - 「(i) 在該地段已建或擬建的每個住宅物業實用面積不得超過60平方米；
  - (ii) 在該地段已建或擬建的住宅物業總數不得少於2,020個；及
  - (iii) 在上述第(ii)段提及的住宅物業總數當中，
    - (I) 實用面積為35平方米至45平方米之間的住宅物業不得少於1,650個；及
    - (II) 實用面積為多於45平方米至60平方米之間的住宅物業不得少於370個。」
3. 已簽立的公契第4章第(47)條規定：-
  - 「(a) 除非獲地政總署署長或不時代替他的任何其他政府當局事先書面同意，否則任何住宅單位業主不得進行或允許或容許進行任何涉及其住宅單位的工程，包括但不限於拆除或改動任何間隔牆或任何地板或天台樓板或任何間隔構築物，以導致該住宅單位的內部連接至任何毗鄰或毗連住宅單位，及可從任何毗鄰或毗連住宅單位通往該住宅單位，而且地政總署署長可絕對酌情決定是否給予同意；若給予同意，則可能須受其絕對酌情決定下所訂的條款及條件(包括支付費用)限制。
  - (b) 管理人須於管理處備存地政總署署長或不時代替他的任何其他政府當局提供有關上述(a)段所給予同意的資料記錄，以供所有業主免費查閱，及在繳付合理的費用後取得該記錄之副本，而收取的所有費用將撥入特別基金。」
4. 發展項目的住宅物業總數為2,339個(包括15個住宅大樓住宅單位及2,324個高樓單位)。
5. (a) 發展項目中實用面積為30平方米至35平方米的住宅物業數目為11個(全屬高樓單位)；  
(b) 發展項目中實用面積為35平方米至45平方米的住宅物業數目為1,652個(全屬高樓單位)；及  
(c) 發展項目中實用面積為多於45平方米至60平方米的住宅物業數目為676個(包括15個住宅大樓住宅單位及661個高樓單位)。
6. 批地文件特別條件第(2)條規定:-
  - (a) 該地段批出時同時向承授人及其僱員、訪客、工人及其授權的任何人士授予權利，為適當地使用及享用該地段之目的並在任何時間在署長予以批准的水平通越及通過於批地文件隨附圖則上顯示為棕色的部分（下稱「**棕色範圍**」）。
  - (b) 如因對任何公眾道路作出任何改動，而佔用附有通行權的棕色範圍的其中部份或因改動影響其坡度，承授人不得提出任何索償。
  - (c) 根據上述第(a)段授出的通行權，並不會給予承授人棕色範圍的專用權。政府有權向附近任何其他地段的現有或將來任何時間的擁有人授予棕色範圍的通行權，或接管整個棕色範圍或其任何部分以用作公眾街道而無需支付任何賠償金予承授人，或任何已獲授予通行整個棕色範圍或其任何部分之通行權的其他擁有人。
  - (d) 承授人確認棕色範圍正由毗鄰地段(在土地註冊處註冊並辨識為東涌市地段第37號)的擁有人塑造或建造，且為此該擁有人已獲授予棕色範圍的管有權。承授人進一步確認及同意，有關塑造或建造棕色範圍的工程可能由政府、署長、其官員、承建商、代理人及任何署長授權的代表進行，而政府絕不表示或保證有關塑造或建造棕色範圍或其任何部份的工程是否會完成或將於何時完成。政府亦無需就任何塑造或建造棕色範圍的工程未能完成或延期完成所產生或引致(不論直接或間接)對承授人造成或其蒙受的任何損失或損害負上責任，而承授人亦不得就任何該等損失或損害向政府或署長申索賠償。



## Date of Printing of Sales Brochure 售樓說明書印製日期

Date of printing of this Sales Brochure: 17<sup>th</sup> August  
2015

本售樓說明書印製日期：2015年8月17日

## Possible Future Change 日後可能出現改變

There may be future changes to the Phase and the  
surrounding areas.

期數及其周邊地區日後可能出現改變。



# Examination Record

## 檢視紀錄

Examination / Revision Date 檢視 / 修改日期	Revision Made (If no revision is required, please state “no revision made”) 所作修改 (如無須作出修改，請註明「並無作出修改」)	
	Page Number 頁次	Revision Made 所作修改
24 <sup>th</sup> September, 2015 2015年9月24日	AM02	Area of Residential Properties in the Phase is revised. 更改期數中的住宅物業的面積。
21 <sup>st</sup> December, 2015 2015年12月21日	AH	Location Plan of the Development is updated. 更新發展項目的所在位置圖。
21 <sup>st</sup> December, 2015 2015年12月21日	AI	Aerial Photograph of the Phase is updated. 更新期數的鳥瞰照片。
21 <sup>st</sup> December, 2015 2015年12月21日	AL22	Floor Plan of Residential Properties in the Phase is revised. 更改期數的住宅物業的樓面平面圖。
21 <sup>st</sup> December, 2015 2015年12月21日	AU01, AU02, AU03	Elevation Plans for the Phase are revised. 更改期數的立面圖。
21 <sup>st</sup> December, 2015 2015年12月21日	AV	Information on Common Facilities in the Phase is revised. 更改期數中的公用設施的資料。
21 <sup>st</sup> December, 2015 2015年12月21日	AXFFMEP11	Mechanical and Electrical Provisions Plan is revised. 更改機電裝置平面圖。
21 <sup>st</sup> December, 2015 2015年12月21日	BG01, BG03	Information in Application for Concession on Gross Floor Area of Building are revised. 更改申請建築物總樓面面積寬免的資料。
9 <sup>th</sup> March, 2016 2016年3月9日	AH	Location Plan of the Development is updated. 更新發展項目的所在位置圖。
9 <sup>th</sup> March, 2016 2016年3月9日	AI	Aerial Photograph of the Phase is updated. 更新期數的鳥瞰照片。
9 <sup>th</sup> March, 2016 2016年3月9日	AJ01, AJ02	Outline Zoning Plans Relating to the Development are updated. 更新關乎發展項目的分區計劃大綱圖。
9 <sup>th</sup> March, 2016 2016年3月9日	AN01	Floor Plan of Parking Spaces in the Phase is revised. 更改期數中的停車位的樓面平面圖。
9 <sup>th</sup> March, 2016 2016年3月9日	AU01, AU03	Elevation Plans for the Phase are revised. 更改期數的立面圖。



Examination / Revision Date 檢視 / 修改日期	Revision Made (If no revision is required, please state "no revision made") 所作修改 (如無須作出修改，請註明「並無作出修改」)	
	Page Number 頁次	Revision Made 所作修改
9 <sup>th</sup> March, 2016 2016年3月9日	BG02, BG04	Information in Application for Concession on Gross Floor Area of Building are revised. 更改申請建築物總樓面面積寬免的資料。
8 <sup>th</sup> June, 2016 2016年6月8日	AC	Information on the Phase is revised. 更改期數的資料。
8 <sup>th</sup> June, 2016 2016年6月8日	AF01, AF03	Information on Design of the Phase are revised. 更改期數的設計的資料。
8 <sup>th</sup> June, 2016 2016年6月8日	AH	Location Plan of the Development is updated. 更新發展項目的所在位置圖。
8 <sup>th</sup> June, 2016 2016年6月8日	AI	Aerial Photograph of the Phase is updated. 更新期數的鳥瞰照片。
8 <sup>th</sup> June, 2016 2016年6月8日	AK	Layout Plan of the Development is revised. 更改發展項目的布局圖。
8 <sup>th</sup> June, 2016 2016年6月8日	AXFFMEP02, AXFFMEP04, AXFFMEP06, AXFFMEP08, AXFFMEP10, AXFFMEP12	Mechanical and Electrical Provisions Plans are revised. 更改機電裝置平面圖。
7 <sup>th</sup> September, 2016 2016年9月7日	AH	Location Plan of the Development is updated. 更新發展項目的所在位置圖。
6 <sup>th</sup> December, 2016 2016年12月6日	AD	Information on Vendor and Others Involved in the Phase is revised. 更改賣方及有參與期數的其他人的資料。
6 <sup>th</sup> December, 2016 2016年12月6日	AH	Location Plan of the Development is updated. 更新發展項目的所在位置圖。
3 <sup>rd</sup> March, 2017 2017年3月3日	AH	Location Plan of the Development is updated. 更新發展項目的所在位置圖。
3 <sup>rd</sup> March, 2017 2017年3月3日	AJ01, AJ02	Outline Zoning Plans Relating to the Development are updated. 更新關乎發展項目的分區計劃大綱圖。
22 <sup>nd</sup> March, 2017 2017年3月22日	AC	Information on the Phase is revised. 更改期數的資料。

# Examination Record

## 檢視紀錄

Examination / Revision Date 檢視 / 修改日期	Revision Made (If no revision is required, please state "no revision made") 所作修改 (如無須作出修改，請註明「並無作出修改」)	
	Page Number 頁次	Revision Made 所作修改
22 <sup>nd</sup> March, 2017 2017年3月22日	AG	Information on Property Management is revised. 更改物業管理的資料。
22 <sup>nd</sup> March, 2017 2017年3月22日	AL01, AL03, AL05, AL07, AL09, AL11, AL13, AL15, AL17, AL19, AL21, AL23, AL25, AL27, AL29, AL31, AL33, AL35, AL37, AL39, AL41, AL43, AL45	Floor Plans of Residential Properties in the Phase are revised. 更改期數的住宅物業的樓面平面圖。
22 <sup>nd</sup> March, 2017 2017年3月22日	AP01, AP04	Summary of Deed of Mutual Covenant is revised. 更改公契的摘要。
22 <sup>nd</sup> March, 2017 2017年3月22日	AW	Inspection of Plans and Deed of Mutual Covenant is revised. 更改閱覽圖則及公契。
22 <sup>nd</sup> March, 2017 2017年3月22日	BJ01, BJ02	Information Required to be set out by the Director of Lands Under Consent Scheme is revised. 更改按地政總署署長同意方案要求列出的資料。
21 <sup>st</sup> June, 2017 2017年6月21日	AH	Location Plan of the Development is updated. 更新發展項目的所在位置圖。
21 <sup>st</sup> June, 2017 2017年6月21日	AI	Aerial Photograph of the Phase is updated. 更新期數的鳥瞰照片。
20 <sup>th</sup> September, 2017 2017年9月20日	AB01, AB02, AB03, AB04, AB05, AB06	Notes to Purchasers of First-hand Residential Properties are updated. 更新一手住宅物業買家須知。
20 <sup>th</sup> September, 2017 2017年9月20日	AD	Information on Vendor and Others Involved in the Phase is updated. 更新賣方及有參與期數的其他人的資料。
20 <sup>th</sup> September, 2017 2017年9月20日	AH	Location Plan of the Development is updated. 更新發展項目的所在位置圖。
19 <sup>th</sup> December, 2017 2017年12月19日	AH	Location Plan of the Development is updated. 更新發展項目的所在位置圖。
16 <sup>th</sup> March, 2018 2018年3月16日	AI01	Aerial Photograph of the Phase is updated. 更新期數的鳥瞰照片。
16 <sup>th</sup> March, 2018 2018年3月16日	AI02	Aerial Photograph of the Phase is added. 新增期數的鳥瞰照片。

Examination / Revision Date 檢視 / 修改日期	Revision Made (If no revision is required, please state "no revision made") 所作修改 (如無須作出修改，請註明「並無作出修改」)	
	Page Number 頁次	Revision Made 所作修改
15 <sup>th</sup> June, 2018 2018年6月15日	AH	Location Plan of the Development is updated. 更新發展項目的所在位置圖。
14 <sup>th</sup> September, 2018 2018年9月14日	AD	Information on Vendor and Others Involved in the Phase is updated. 更新賣方及有參與期數的其他人的資料。
14 <sup>th</sup> September, 2018 2018年9月14日	AH	Location Plan of the Development is updated. 更新發展項目的所在位置圖。
14 <sup>th</sup> September, 2018 2018年9月14日	AI01, AI02	Aerial Photographs of the Phase are updated. 更新期數的鳥瞰照片。
14 <sup>th</sup> September, 2018 2018年9月14日	AXFFD03, AXFFD07	Fittings, Finishes and Appliances are updated. 更新裝置、裝修物料及設備。
13 <sup>th</sup> December, 2018 2018年12月13日	AH	Location Plan of the Development is updated. 更新發展項目的所在位置圖。
13 <sup>th</sup> December, 2018 2018年12月13日	AXFFD03, AXFFD07	Fittings, Finishes and Appliances are updated. 更新裝置、裝修物料及設備。
13 <sup>th</sup> December, 2018 2018年12月13日	AXFFMEN01, AXFFMEN02, AXFFMEN03, AXFFMEN04, AXFFMEN05, AXFFMEN06, AXFFMEN07, AXFFMEN08, AXFFMEN09, AXFFMEN10, AXFFMEN11, AXFFMEN12, AXFFMEN13, AXFFMEN14, AXFFMEN15, AXFFMEN16, AXFFMEN17, AXFFMEN18, AXFFMEN19, AXFFMEN20	Schedule of Mechanical and Electrical Provisions are revised. 更改機電裝置數量說明表。
13 <sup>th</sup> December, 2018 2018年12月13日	AXFFMEP12	Mechanical and Electrical Provisions Plan is revised. 更改機電裝置平面圖。
12 <sup>th</sup> March, 2019 2019年3月12日	AH	Location Plan of the Development is updated. 更新發展項目的所在位置圖。
20 <sup>th</sup> March, 2019 2019年3月20日	AI01	Aerial Photograph of the Phase is updated. 更新期數的鳥瞰照片。



# Examination Record

## 檢視紀錄

Examination / Revision Date 檢視 / 修改日期	Revision Made (If no revision is required, please state "no revision made") 所作修改 (如無須作出修改，請註明「並無作出修改」)	
	Page Number 頁次	Revision Made 所作修改
20 <sup>th</sup> March, 2019 2019年3月20日	AI02	AI02 is deleted and replaced with a blank page. 刪除第AI02頁並換上空頁。
19 <sup>th</sup> June, 2019 2019年6月19日	AH	Location Plan of the Development is updated. 更新發展項目的所在位置圖。
19 <sup>th</sup> June, 2019 2019年6月19日	AI01, AI02	Aerial Photographs of the Phase are updated. 更新期數的鳥瞰照片。
18 <sup>th</sup> September, 2019 2019年9月18日	AH	Location Plan of the Development is updated. 更新發展項目的所在位置圖。
18 <sup>th</sup> September, 2019 2019年9月18日	AI01, AI02	Aerial Photographs of the Phase are updated. 更新期數的鳥瞰照片。
17 <sup>th</sup> December, 2019 2019年12月17日	AH	Location Plan of the Development is updated. 更新發展項目的所在位置圖。
16 <sup>th</sup> March, 2020 2020年3月16日	AH	Location Plan of the Development is updated. 更新發展項目的所在位置圖。
12 <sup>th</sup> June, 2020 2020年6月12日	AH	Location Plan of the Development is updated. 更新發展項目的所在位置圖。
11 <sup>th</sup> September, 2020 2020年9月11日	AH	Location Plan of the Development is updated. 更新發展項目的所在位置圖。
11 <sup>th</sup> September, 2020 2020年9月11日	AI01, AI02	Aerial Photographs of the Phase are updated. 更新期數的鳥瞰照片。
11 <sup>th</sup> September, 2020 2020年9月11日	AJ01	Outline Zoning Plans Relating to the Development is updated. 更新關乎發展項目的分區計劃大綱圖。
10 <sup>th</sup> December, 2020 2020年12月10日	AH	Location Plan of the Development is updated. 更新發展項目的所在位置圖。
10 <sup>th</sup> December, 2020 2020年12月10日	AI01, AI02	Aerial Photographs of the Phase are updated. 更新期數的鳥瞰照片。
10 <sup>th</sup> December, 2020 2020年12月10日	AI03	Aerial Photograph of the Phase is added. 增加期數的鳥瞰照片。

Examination / Revision Date 檢視 / 修改日期	Revision Made (If no revision is required, please state "no revision made") 所作修改 (如無須作出修改，請註明「並無作出修改」)	
	Page Number 頁次	Revision Made 所作修改
9 <sup>th</sup> March, 2021 2021年3月9日	AH	Location Plan of the Development is updated. 更新發展項目的所在位置圖。
8 <sup>th</sup> June, 2021 2021年6月8日	AE01, AE02	Relationship Between Parties Involved in the Phase is revised. 更改有參與期數的各方的關係。
8 <sup>th</sup> June, 2021 2021年6月8日	AH	Location Plan of the Development is updated. 更新發展項目的所在位置圖。
8 <sup>th</sup> June, 2021 2021年6月8日	AI01, AI02	Aerial Photographs of the Phase are updated. 更新期數的鳥瞰照片。
8 <sup>th</sup> June, 2021 2021年6月8日	AI03	AI03 is deleted and replaced with a blank page. 刪除第AI03頁並換上空頁。
7 <sup>th</sup> September, 2021 2021年9月7日	AB01, AB02, AB03, AB04, AB05, AB06	Notes to Purchasers of First-hand Residential Properties are revised. 更改一手住宅物業買家須知。
7 <sup>th</sup> September, 2021 2021年9月7日	AI01, AI02	Aerial Photographs of the Phase are updated. 更新期數的鳥瞰照片。
7 <sup>th</sup> September, 2021 2021年9月7日	AI03, AI04	Aerial Photographs of the Phase are added. 增加期數的鳥瞰照片。
7 <sup>th</sup> September, 2021 2021年9月7日	AJ01	Outline Zoning Plan Relating to the Development is updated. 更新關乎發展項目的分區計劃大綱圖。







